

Agency 2022 Crime Report

LEWISTON Police Department

Population: 34,711
County: Nez Perce

Offense Overview

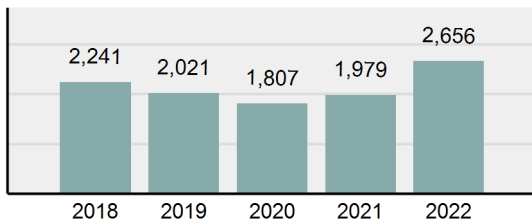
- Offense total 2,656
- % change from 2021 **34.21%**
- # of cleared offenses 1,045
- Percent cleared 39.34%
- Group "A" crime rate per 100,000 population 7,651.75
- Summary-based reporting crime rate per 100,000 populated is calculated for other state crime comparisons only 2,843.48

Arrest Overview

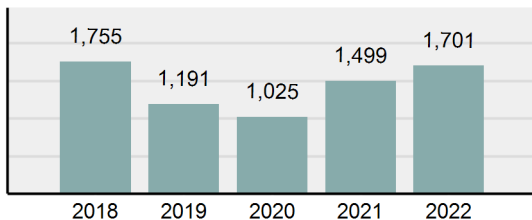
- Arrest total 1,701
- % change from 2021 **13.48%**
- Adult arrest total 1,597
- Juvenile arrest total 104
- Arrest rate per 100,000 population 4,900.46

Group "A" Offenses	Offenses		Arrests	
	# Reported	# Cleared	Adult	Juvenile
Murder	1	1	2	0
Negligent Manslaughter	0	0	0	0
Rape	14	2	4	0
Sodomy	4	2	0	0
Sexual Assault w/Obj	1	0	0	0
Fondling	30	15	8	3
Aggravated Assault	41	32	28	4
Simple Assault	395	226	167	18
Intimidation	22	15	12	0
Kidnapping	1	1	1	0
Incest	5	1	0	0
Statutory Rape	9	2	0	0
Human Trafficking, Commercial Sex Acts	0	0	0	0
Human Trafficking, Involuntary Servitude	0	0	0	0
Robbery	2	2	2	0
Burglary/Breaking and Entering	174	37	59	0
Larceny/Theft Offenses	678	127	84	13
Motor Vehicle Theft	72	10	2	0
Arson	5	3	3	0
Destruction Of Property	254	59	34	6
Counterfeiting/Forgery	16	1	1	0
Fraud Offenses	148	4	4	1
Embezzlement	4	1	1	0
Extortion/Blackmail	0	0	0	0
Bribery	0	0	0	0
Stolen Property Offenses	13	2	1	0
Drug/Narcotic Violations	343	235	181	10
Drug Equipment Violations	379	256	104	2
Gambling Offenses	0	0	0	0
Pornography/Obscene Material	5	2	0	1
Prostitution Offenses	0	0	0	0
Weapons Law Violations	40	9	7	1
Animal Cruelty	0	0	0	0
Total Group "A"	2,656	1,045	705	59

Total Offenses - 5 year trend



Total Arrests - 5 year trend



Group "B" Arrests	Arrests	
	Adult	Juvenile
Curfew/Loitering/Vagrancy Violations	1	0
Disorderly Conduct	87	8
DUI	145	3
Family Offenses, Nonviolent	21	0
Liquor Law Violations	8	3
Trespass of Real Property	34	0
All Other Offenses	596	31
Total Group "B"	892	45

Agency 2022 Crime Report

NEZ PERCE County Sheriff's Office

Population: 7,744
County: Nez Perce

Offense Overview

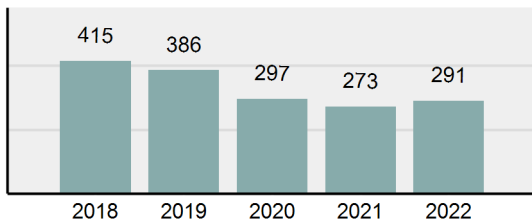
- Offense total 291
- % change from 2021 **6.59%**
- # of cleared offenses 236
- Percent cleared 81.1%
- Group "A" crime rate per 100,000 population 3,757.75
- Summary-based reporting crime rate per 100,000 populated is calculated for other state crime comparisons only 542.36

Arrest Overview

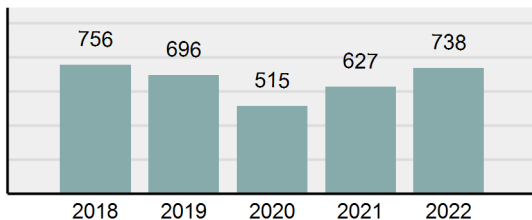
- Arrest total 738
- % change from 2021 **17.7%**
- Adult arrest total 726
- Juvenile arrest total 12
- Arrest rate per 100,000 population 9,529.96

Group "A" Offenses	Offenses		Arrests	
	# Reported	# Cleared	Adult	Juvenile
Murder	0	0	0	0
Negligent Manslaughter	0	0	0	0
Rape	0	0	0	0
Sodomy	0	0	0	0
Sexual Assault w/Obj	0	0	0	0
Fondling	0	0	0	0
Aggravated Assault	5	5	7	1
Simple Assault	41	37	30	3
Intimidation	2	2	2	0
Kidnapping	0	0	0	0
Incest	0	0	0	0
Statutory Rape	0	0	0	0
Human Trafficking, Commercial Sex Acts	0	0	0	0
Human Trafficking, Involuntary Servitude	0	0	0	0
Robbery	0	0	0	0
Burglary/Breaking and Entering	13	5	5	0
Larceny/Theft Offenses	21	7	6	2
Motor Vehicle Theft	3	1	0	0
Arson	0	0	0	0
Destruction Of Property	18	7	5	0
Counterfeiting/Forgery	1	1	2	0
Fraud Offenses	0	0	0	0
Embezzlement	0	0	0	0
Extortion/Blackmail	0	0	0	0
Bribery	0	0	0	0
Stolen Property Offenses	0	0	1	0
Drug/Narcotic Violations	99	89	90	3
Drug Equipment Violations	87	81	22	1
Gambling Offenses	0	0	0	0
Pornography/Obscene Material	0	0	0	0
Prostitution Offenses	0	0	0	0
Weapons Law Violations	1	1	0	0
Animal Cruelty	0	0	0	0
Total Group "A"	291	236	170	10

Total Offenses - 5 year trend



Total Arrests - 5 year trend



Group "B" Arrests	Arrests	
	Adult	Juvenile
Curfew/Loitering/Vagrancy Violations	0	0
Disorderly Conduct	11	0
DUI	49	0
Family Offenses, Nonviolent	7	0
Liquor Law Violations	4	0
Trespass of Real Property	4	0
All Other Offenses	481	2
Total Group "B"	556	2

Agency 2022 Crime Report



Nez Perce County Total

Population: 42,455
County: Nez Perce

Offense Overview

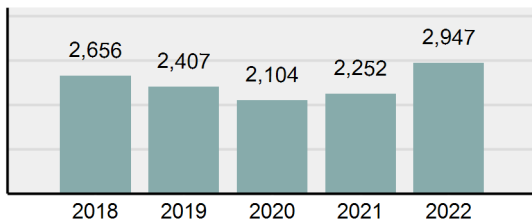
- Offense total 2,947
- % change from 2021 **30.86%**
- # of cleared offenses 1,281
- Percent cleared 43.47%
- Group "A" crime rate per 100,000 population 6,941.47
- Summary-based reporting crime rate per 100,000 populated is calculated for other state crime comparisons only 2,423.74

Arrest Overview

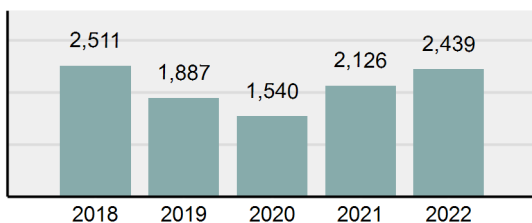
- Arrest total 2,439
- % change from 2021 **14.72%**
- Adult arrest total 2,323
- Juvenile arrest total 116
- Arrest rate per 100,000 population 5,744.91

Group "A" Offenses	Offenses		Arrests	
	# Reported	# Cleared	Adult	Juvenile
Murder	1	1	2	0
Negligent Manslaughter	0	0	0	0
Rape	14	2	4	0
Sodomy	4	2	0	0
Sexual Assault w/Obj	1	0	0	0
Fondling	30	15	8	3
Aggravated Assault	46	37	35	5
Simple Assault	436	263	197	21
Intimidation	24	17	14	0
Kidnapping	1	1	1	0
Incest	5	1	0	0
Statutory Rape	9	2	0	0
Human Trafficking, Commercial Sex Acts	0	0	0	0
Human Trafficking, Involuntary Servitude	0	0	0	0
Robbery	2	2	2	0
Burglary/Breaking and Entering	187	42	64	0
Larceny/Theft Offenses	699	134	90	15
Motor Vehicle Theft	75	11	2	0
Arson	5	3	3	0
Destruction Of Property	272	66	39	6
Counterfeiting/Forgery	17	2	3	0
Fraud Offenses	148	4	4	1
Embezzlement	4	1	1	0
Extortion/Blackmail	0	0	0	0
Bribery	0	0	0	0
Stolen Property Offenses	13	2	2	0
Drug/Narcotic Violations	442	324	271	13
Drug Equipment Violations	466	337	126	3
Gambling Offenses	0	0	0	0
Pornography/Obscene Material	5	2	0	1
Prostitution Offenses	0	0	0	0
Weapons Law Violations	41	10	7	1
Animal Cruelty	0	0	0	0
Total Group "A"	2,947	1,281	875	69

Total Offenses - 5 year trend



Total Arrests - 5 year trend



Group "B" Arrests	Arrests	
	Adult	Juvenile
Curfew/Loitering/Vagrancy Violations	1	0
Disorderly Conduct	98	8
DUI	194	3
Family Offenses, Nonviolent	28	0
Liquor Law Violations	12	3
Trespass of Real Property	38	0
All Other Offenses	1,077	33
Total Group "B"	1,448	47