

# Agency 2022 Crime Report

## MONTPELIER Police Department

Population: 2,720  
County: Bear Lake

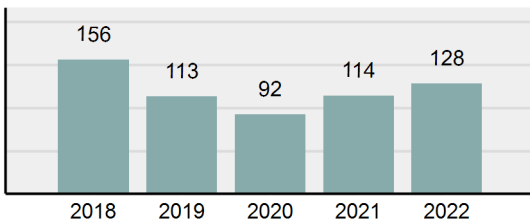
### Offense Overview

- Offense total 128
- % change from 2021 **12.28%**
- # of cleared offenses 74
- Percent cleared 57.81%
- Group "A" crime rate per 100,000 population 4,705.88
- Summary-based reporting crime rate per 100,000 populated is calculated for other state crime comparisons only 1,470.59

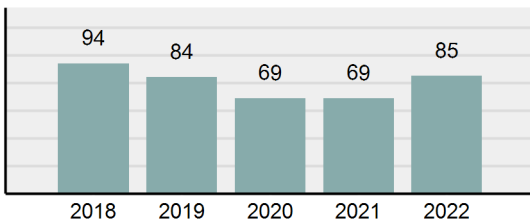
### Arrest Overview

- Arrest total 85
- % change from 2021 **23.19%**
- Adult arrest total 78
- Juvenile arrest total 7
- Arrest rate per 100,000 population 3,125.00

**Total Offenses - 5 year trend**



**Total Arrests - 5 year trend**



Group "A" Offenses	Offenses		Arrests	
	# Reported	# Cleared	Adult	Juvenile
Murder	0	0	0	0
Negligent Manslaughter	0	0	0	0
Rape	0	0	0	0
Sodomy	0	0	0	0
Sexual Assault w/Obj	0	0	0	0
Fondling	4	3	1	0
Aggravated Assault	6	6	6	0
Simple Assault	25	20	13	0
Intimidation	3	0	0	0
Kidnapping	0	0	0	0
Incest	0	0	0	0
Statutory Rape	0	0	0	0
Human Trafficking, Commercial Sex Acts	0	0	0	0
Human Trafficking, Involuntary Servitude	0	0	0	0
Robbery	0	0	0	0
Burglary/Breaking and Entering	14	2	0	3
Larceny/Theft Offenses	18	7	4	0
Motor Vehicle Theft	2	0	0	0
Arson	0	0	0	0
Destruction Of Property	18	7	5	1
Counterfeiting/Forgery	0	0	0	0
Fraud Offenses	3	0	0	0
Embezzlement	0	0	0	0
Extortion/Blackmail	0	0	0	0
Bribery	0	0	0	0
Stolen Property Offenses	0	0	1	0
Drug/Narcotic Violations	19	15	14	1
Drug Equipment Violations	15	13	3	1
Gambling Offenses	0	0	0	0
Pornography/Obscene Material	0	0	0	0
Prostitution Offenses	0	0	0	0
Weapons Law Violations	1	1	1	0
Animal Cruelty	0	0	0	0
<b>Total Group "A"</b>	<b>128</b>	<b>74</b>	<b>48</b>	<b>6</b>

Group "B" Arrests	Arrests	
	Adult	Juvenile
Curfew/Loitering/Vagrancy Violations	0	0
Disorderly Conduct	8	0
DUI	9	0
Family Offenses, Nonviolent	0	0
Liquor Law Violations	4	0
Trespass of Real Property	0	0
All Other Offenses	9	1
<b>Total Group "B"</b>	<b>30</b>	<b>1</b>

# Agency 2022 Crime Report

## BEAR LAKE County Sheriff's Office

Population: 3,947  
County: Bear Lake

### Offense Overview

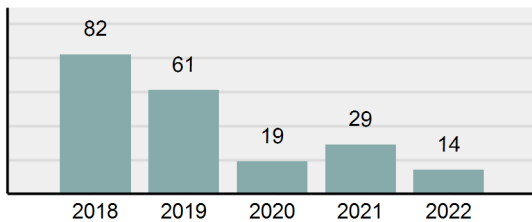
- Offense total 14
- % change from 2021 -51.72%
- # of cleared offenses 4
- Percent cleared 28.57%
- Group "A" crime rate per 100,000 population 354.70
- Summary-based reporting crime rate per 100,000 populated is calculated for other state crime comparisons only 101.34

### Arrest Overview

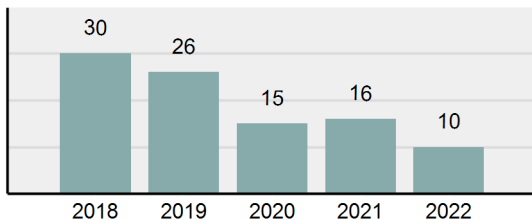
- Arrest total 10
- % change from 2021 -37.5%
- Adult arrest total 9
- Juvenile arrest total 1
- Arrest rate per 100,000 population 253.36

Group "A" Offenses	Offenses		Arrests	
	# Reported	# Cleared	Adult	Juvenile
Murder	0	0	0	0
Negligent Manslaughter	0	0	0	0
Rape	0	0	0	0
Sodomy	0	0	0	0
Sexual Assault w/Obj	0	0	0	0
Fondling	3	1	0	1
Aggravated Assault	0	0	0	0
Simple Assault	1	0	0	0
Intimidation	0	0	0	0
Kidnapping	0	0	0	0
Incest	0	0	0	0
Statutory Rape	0	0	0	0
Human Trafficking, Commercial Sex Acts	0	0	0	0
Human Trafficking, Involuntary Servitude	0	0	0	0
Robbery	0	0	0	0
Burglary/Breaking and Entering	0	0	0	0
Larceny/Theft Offenses	3	0	0	0
Motor Vehicle Theft	0	0	0	0
Arson	1	1	1	0
Destruction Of Property	4	1	1	0
Counterfeiting/Forgery	0	0	0	0
Fraud Offenses	0	0	0	0
Embezzlement	0	0	0	0
Extortion/Blackmail	1	0	0	0
Bribery	0	0	0	0
Stolen Property Offenses	0	0	0	0
Drug/Narcotic Violations	1	1	1	0
Drug Equipment Violations	0	0	0	0
Gambling Offenses	0	0	0	0
Pornography/Obscene Material	0	0	0	0
Prostitution Offenses	0	0	0	0
Weapons Law Violations	0	0	0	0
Animal Cruelty	0	0	0	0
<b>Total Group "A"</b>	<b>14</b>	<b>4</b>	<b>3</b>	<b>1</b>

**Total Offenses - 5 year trend**



**Total Arrests - 5 year trend**



Group "B" Arrests	Arrests	
	Adult	Juvenile
Curfew/Loitering/Vagrancy Violations	0	0
Disorderly Conduct	1	0
DUI	3	0
Family Offenses, Nonviolent	0	0
Liquor Law Violations	1	0
Trespass of Real Property	0	0
All Other Offenses	1	0
<b>Total Group "B"</b>	<b>6</b>	<b>0</b>

# Agency 2022 Crime Report



## Bear Lake County Total

Population: 6,667  
County: Bear Lake

### Offense Overview

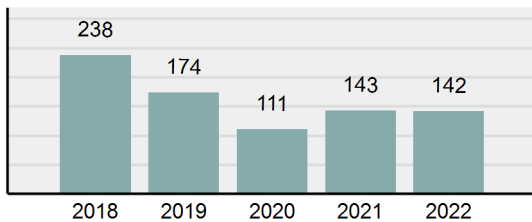
- Offense total 142
- % change from 2021 -0.7%
- # of cleared offenses 78
- Percent cleared 54.93%
- Group "A" crime rate per 100,000 population 2,129.89
- Summary-based reporting crime rate per 100,000 populated is calculated for other state crime comparisons only 659.97

### Arrest Overview

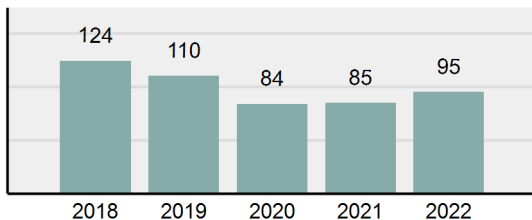
- Arrest total 95
- % change from 2021 11.76%
- Adult arrest total 87
- Juvenile arrest total 8
- Arrest rate per 100,000 population 1,424.93

Group "A" Offenses	Offenses		Arrests	
	# Reported	# Cleared	Adult	Juvenile
Murder	0	0	0	0
Negligent Manslaughter	0	0	0	0
Rape	0	0	0	0
Sodomy	0	0	0	0
Sexual Assault w/Obj	0	0	0	0
Fondling	7	4	1	1
Aggravated Assault	6	6	6	0
Simple Assault	26	20	13	0
Intimidation	3	0	0	0
Kidnapping	0	0	0	0
Incest	0	0	0	0
Statutory Rape	0	0	0	0
Human Trafficking, Commercial Sex Acts	0	0	0	0
Human Trafficking, Involuntary Servitude	0	0	0	0
Robbery	0	0	0	0
Burglary/Breaking and Entering	14	2	0	3
Larceny/Theft Offenses	21	7	4	0
Motor Vehicle Theft	2	0	0	0
Arson	1	1	1	0
Destruction Of Property	22	8	6	1
Counterfeiting/Forgery	0	0	0	0
Fraud Offenses	3	0	0	0
Embezzlement	0	0	0	0
Extortion/Blackmail	1	0	0	0
Bribery	0	0	0	0
Stolen Property Offenses	0	0	1	0
Drug/Narcotic Violations	20	16	15	1
Drug Equipment Violations	15	13	3	1
Gambling Offenses	0	0	0	0
Pornography/Obscene Material	0	0	0	0
Prostitution Offenses	0	0	0	0
Weapons Law Violations	1	1	1	0
Animal Cruelty	0	0	0	0
<b>Total Group "A"</b>	<b>142</b>	<b>78</b>	<b>51</b>	<b>7</b>

**Total Offenses - 5 year trend**



**Total Arrests - 5 year trend**



Group "B" Arrests	Arrests	
	Adult	Juvenile
Curfew/Loitering/Vagrancy Violations	0	0
Disorderly Conduct	9	0
DUI	12	0
Family Offenses, Nonviolent	0	0
Liquor Law Violations	5	0
Trespass of Real Property	0	0
All Other Offenses	10	1
<b>Total Group "B"</b>	<b>36</b>	<b>1</b>