

# Agency 2022 Crime Report

## KELLOGG Police Department

Population: 2,443  
County: Shoshone

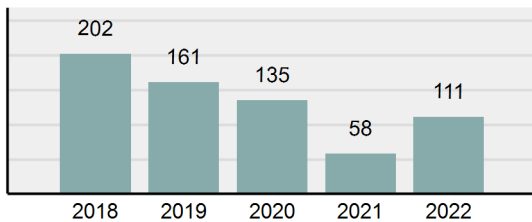
### Offense Overview

- Offense total 111
- % change from 2021 **91.38%**
- # of cleared offenses 76
- Percent cleared 68.47%
- Group "A" crime rate per 100,000 population 4,543.59
- Summary-based reporting crime rate per 100,000 populated is calculated for other state crime comparisons only 1,187.07

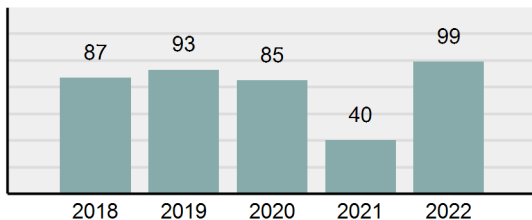
### Arrest Overview

- Arrest total 99
- % change from 2021 **147.5%**
- Adult arrest total 96
- Juvenile arrest total 3
- Arrest rate per 100,000 population 4,052.39

**Total Offenses - 5 year trend**



**Total Arrests - 5 year trend**



Group "A" Offenses	Offenses		Arrests	
	# Reported	# Cleared	Adult	Juvenile
Murder	0	0	0	0
Negligent Manslaughter	0	0	0	0
Rape	0	0	0	0
Sodomy	0	0	0	0
Sexual Assault w/Obj	0	0	0	0
Fondling	2	2	1	0
Aggravated Assault	10	10	8	1
Simple Assault	19	15	11	0
Intimidation	0	0	0	0
Kidnapping	2	2	1	0
Incest	0	0	0	0
Statutory Rape	0	0	0	0
Human Trafficking, Commercial Sex Acts	0	0	0	0
Human Trafficking, Involuntary Servitude	0	0	0	0
Robbery	0	0	0	0
Burglary/Breaking and Entering	4	0	0	0
Larceny/Theft Offenses	14	4	3	0
Motor Vehicle Theft	1	1	1	0
Arson	0	0	0	0
Destruction Of Property	9	1	0	2
Counterfeiting/Forgery	1	0	0	0
Fraud Offenses	1	0	0	0
Embezzlement	0	0	0	0
Extortion/Blackmail	0	0	0	0
Bribery	0	0	0	0
Stolen Property Offenses	1	1	1	0
Drug/Narcotic Violations	25	20	17	0
Drug Equipment Violations	21	20	8	0
Gambling Offenses	0	0	0	0
Pornography/Obscene Material	1	0	0	0
Prostitution Offenses	0	0	0	0
Weapons Law Violations	0	0	0	0
Animal Cruelty	0	0	0	0
<b>Total Group "A"</b>	<b>111</b>	<b>76</b>	<b>51</b>	<b>3</b>

Group "B" Arrests	Arrests	
	Adult	Juvenile
Curfew/Loitering/Vagrancy Violations	0	0
Disorderly Conduct	1	0
DUI	21	0
Family Offenses, Nonviolent	0	0
Liquor Law Violations	0	0
Trespass of Real Property	1	0
All Other Offenses	22	0
<b>Total Group "B"</b>	<b>45</b>	<b>0</b>

# Agency 2022 Crime Report

## OSBURN Police Department

Population: 1,670  
County: Shoshone

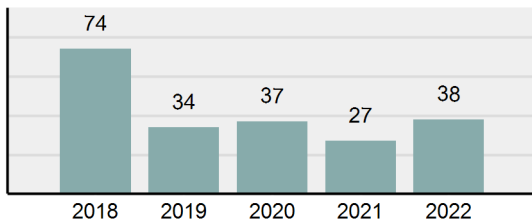
### Offense Overview

- Offense total 38
- % change from 2021 **40.74%**
- # of cleared offenses 23
- Percent cleared 60.53%
- Group "A" crime rate per 100,000 population 2,275.45
- Summary-based reporting crime rate per 100,000 populated is calculated for other state crime comparisons only 419.16

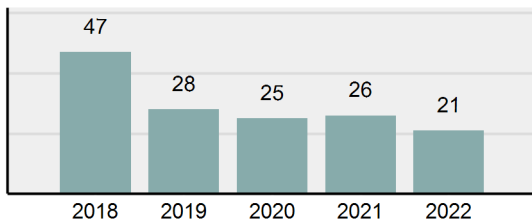
### Arrest Overview

- Arrest total 21
- % change from 2021 **-19.23%**
- Adult arrest total 18
- Juvenile arrest total 3
- Arrest rate per 100,000 population 1,257.49

**Total Offenses - 5 year trend**



**Total Arrests - 5 year trend**



Group "A" Offenses	Offenses		Arrests	
	# Reported	# Cleared	Adult	Juvenile
Murder	0	0	0	0
Negligent Manslaughter	0	0	0	0
Rape	1	1	1	0
Sodomy	0	0	0	0
Sexual Assault w/Obj	0	0	0	0
Fondling	0	0	0	0
Aggravated Assault	1	1	1	0
Simple Assault	8	8	3	1
Intimidation	1	1	1	0
Kidnapping	0	0	0	0
Incest	0	0	0	0
Statutory Rape	0	0	0	0
Human Trafficking, Commercial Sex Acts	0	0	0	0
Human Trafficking, Involuntary Servitude	0	0	0	0
Robbery	0	0	0	0
Burglary/Breaking and Entering	4	1	0	0
Larceny/Theft Offenses	1	0	0	0
Motor Vehicle Theft	0	0	0	0
Arson	0	0	0	0
Destruction Of Property	8	3	0	1
Counterfeiting/Forgery	0	0	0	0
Fraud Offenses	5	0	0	0
Embezzlement	0	0	0	0
Extortion/Blackmail	0	0	0	0
Bribery	0	0	0	0
Stolen Property Offenses	0	0	0	0
Drug/Narcotic Violations	5	4	3	0
Drug Equipment Violations	3	3	1	0
Gambling Offenses	0	0	0	0
Pornography/Obscene Material	0	0	0	0
Prostitution Offenses	0	0	0	0
Weapons Law Violations	1	1	0	0
Animal Cruelty	0	0	0	0
<b>Total Group "A"</b>	<b>38</b>	<b>23</b>	<b>10</b>	<b>2</b>

Group "B" Arrests	Arrests	
	Adult	Juvenile
Curfew/Loitering/Vagrancy Violations	0	0
Disorderly Conduct	1	1
DUI	1	0
Family Offenses, Nonviolent	0	0
Liquor Law Violations	0	0
Trespass of Real Property	0	0
All Other Offenses	6	0
<b>Total Group "B"</b>	<b>8</b>	<b>1</b>

# Agency 2022 Crime Report

## PINEHURST Police Department

Population: 1,784  
County: Shoshone

### Offense Overview

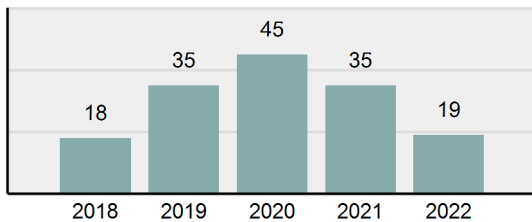
- Offense total 19
- % change from 2021 -45.71%
- # of cleared offenses 8
- Percent cleared 42.11%
- Group "A" crime rate per 100,000 population 1,065.02
- Summary-based reporting crime rate per 100,000 populated is calculated for other state crime comparisons only 280.27

### Arrest Overview

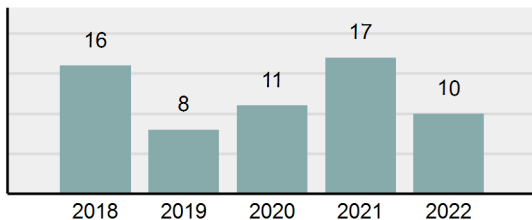
- Arrest total 10
- % change from 2021 -41.18%
- Adult arrest total 10
- Juvenile arrest total 0
- Arrest rate per 100,000 population 560.54

Group "A" Offenses	Offenses		Arrests	
	# Reported	# Cleared	Adult	Juvenile
Murder	0	0	0	0
Negligent Manslaughter	0	0	0	0
Rape	0	0	0	0
Sodomy	1	0	0	0
Sexual Assault w/Obj	0	0	0	0
Fondling	0	0	0	0
Aggravated Assault	0	0	0	0
Simple Assault	4	1	1	0
Intimidation	1	0	0	0
Kidnapping	0	0	0	0
Incest	0	0	0	0
Statutory Rape	0	0	0	0
Human Trafficking, Commercial Sex Acts	0	0	0	0
Human Trafficking, Involuntary Servitude	0	0	0	0
Robbery	0	0	0	0
Burglary/Breaking and Entering	1	0	0	0
Larceny/Theft Offenses	4	2	0	0
Motor Vehicle Theft	0	0	0	0
Arson	0	0	0	0
Destruction Of Property	1	0	0	0
Counterfeiting/Forgery	0	0	0	0
Fraud Offenses	0	0	0	0
Embezzlement	0	0	0	0
Extortion/Blackmail	0	0	0	0
Bribery	0	0	0	0
Stolen Property Offenses	0	0	0	0
Drug/Narcotic Violations	4	3	2	0
Drug Equipment Violations	3	2	1	0
Gambling Offenses	0	0	0	0
Pornography/Obscene Material	0	0	0	0
Prostitution Offenses	0	0	0	0
Weapons Law Violations	0	0	0	0
Animal Cruelty	0	0	0	0
<b>Total Group "A"</b>	<b>19</b>	<b>8</b>	<b>4</b>	<b>0</b>

**Total Offenses - 5 year trend**



**Total Arrests - 5 year trend**



Group "B" Arrests	Arrests	
	Adult	Juvenile
Curfew/Loitering/Vagrancy Violations	0	0
Disorderly Conduct	0	0
DUI	3	0
Family Offenses, Nonviolent	0	0
Liquor Law Violations	0	0
Trespass of Real Property	1	0
All Other Offenses	2	0
<b>Total Group "B"</b>	<b>6</b>	<b>0</b>

# Agency 2022 Crime Report

## SHOSHONE County Sheriff's Office

Population: 8,031  
County: Shoshone

### Offense Overview

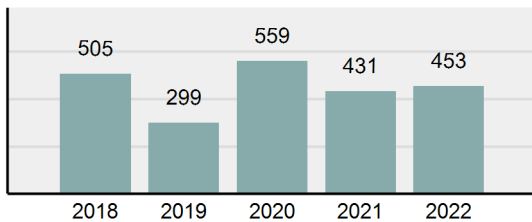
- Offense total 453
- % change from 2021 5.1%
- # of cleared offenses 323
- Percent cleared 71.3%
- Group "A" crime rate per 100,000 population 5,640.64
- Summary-based reporting crime rate per 100,000 populated is calculated for other state crime comparisons only 1,494.21

### Arrest Overview

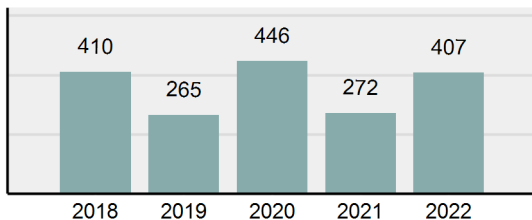
- Arrest total 407
- % change from 2021 49.63%
- Adult arrest total 392
- Juvenile arrest total 15
- Arrest rate per 100,000 population 5,067.86

Group "A" Offenses	Offenses		Arrests	
	# Reported	# Cleared	Adult	Juvenile
Murder	1	1	1	0
Negligent Manslaughter	0	0	0	0
Rape	4	3	1	0
Sodomy	0	0	0	0
Sexual Assault w/Obj	2	2	2	0
Fondling	12	10	4	0
Aggravated Assault	29	27	16	2
Simple Assault	61	41	22	0
Intimidation	3	2	0	0
Kidnapping	0	0	0	0
Incest	0	0	0	0
Statutory Rape	0	0	0	0
Human Trafficking, Commercial Sex Acts	0	0	0	0
Human Trafficking, Involuntary Servitude	0	0	0	0
Robbery	1	0	0	0
Burglary/Breaking and Entering	12	1	1	0
Larceny/Theft Offenses	65	24	17	0
Motor Vehicle Theft	8	3	0	0
Arson	0	0	0	0
Destruction Of Property	27	11	5	0
Counterfeiting/Forgery	1	0	0	0
Fraud Offenses	5	2	1	0
Embezzlement	0	0	0	0
Extortion/Blackmail	0	0	0	0
Bribery	0	0	0	0
Stolen Property Offenses	2	2	0	0
Drug/Narcotic Violations	100	87	68	4
Drug Equipment Violations	116	104	24	2
Gambling Offenses	0	0	0	0
Pornography/Obscene Material	3	2	0	1
Prostitution Offenses	0	0	0	0
Weapons Law Violations	1	1	0	0
Animal Cruelty	0	0	0	0
<b>Total Group "A"</b>	<b>453</b>	<b>323</b>	<b>162</b>	<b>9</b>

**Total Offenses - 5 year trend**



**Total Arrests - 5 year trend**



Group "B" Arrests	Arrests	
	Adult	Juvenile
Curfew/Loitering/Vagrancy Violations	0	0
Disorderly Conduct	14	0
DUI	54	1
Family Offenses, Nonviolent	0	0
Liquor Law Violations	2	0
Trespass of Real Property	10	0
All Other Offenses	150	5
<b>Total Group "B"</b>	<b>230</b>	<b>6</b>

# Agency 2022 Crime Report

## Shoshone County Total

Population: 13,928  
County: Shoshone

### Offense Overview

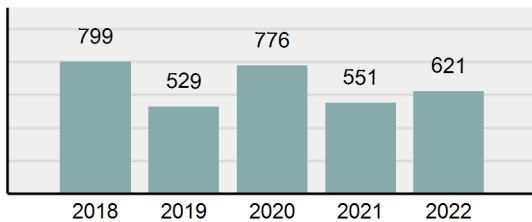
- Offense total 621
- % change from 2021 12.7%
- # of cleared offenses 430
- Percent cleared 69.24%
- Group "A" crime rate per 100,000 population 4,458.64
- Summary-based reporting crime rate per 100,000 populated is calculated for other state crime comparisons only 1,155.94

### Arrest Overview

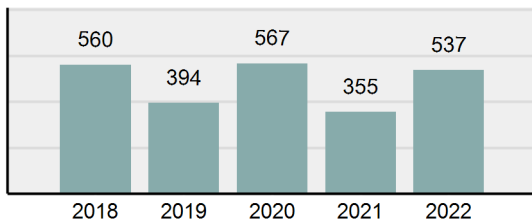
- Arrest total 537
- % change from 2021 51.27%
- Adult arrest total 516
- Juvenile arrest total 21
- Arrest rate per 100,000 population 3,855.54

Group "A" Offenses	Offenses		Arrests	
	# Reported	# Cleared	Adult	Juvenile
Murder	1	1	1	0
Negligent Manslaughter	0	0	0	0
Rape	5	4	2	0
Sodomy	1	0	0	0
Sexual Assault w/Obj	2	2	2	0
Fondling	14	12	5	0
Aggravated Assault	40	38	25	3
Simple Assault	92	65	37	1
Intimidation	5	3	1	0
Kidnapping	2	2	1	0
Incest	0	0	0	0
Statutory Rape	0	0	0	0
Human Trafficking, Commercial Sex Acts	0	0	0	0
Human Trafficking, Involuntary Servitude	0	0	0	0
Robbery	1	0	0	0
Burglary/Breaking and Entering	21	2	1	0
Larceny/Theft Offenses	84	30	20	0
Motor Vehicle Theft	9	4	1	0
Arson	0	0	0	0
Destruction Of Property	45	15	5	3
Counterfeiting/Forgery	2	0	0	0
Fraud Offenses	11	2	1	0
Embezzlement	0	0	0	0
Extortion/Blackmail	0	0	0	0
Bribery	0	0	0	0
Stolen Property Offenses	3	3	1	0
Drug/Narcotic Violations	134	114	90	4
Drug Equipment Violations	143	129	34	2
Gambling Offenses	0	0	0	0
Pornography/Obscene Material	4	2	0	1
Prostitution Offenses	0	0	0	0
Weapons Law Violations	2	2	0	0
Animal Cruelty	0	0	0	0
<b>Total Group "A"</b>	<b>621</b>	<b>430</b>	<b>227</b>	<b>14</b>

**Total Offenses - 5 year trend**



**Total Arrests - 5 year trend**



Group "B" Arrests	Arrests	
	Adult	Juvenile
Curfew/Loitering/Vagrancy Violations	0	0
Disorderly Conduct	16	1
DUI	79	1
Family Offenses, Nonviolent	0	0
Liquor Law Violations	2	0
Trespass of Real Property	12	0
All Other Offenses	180	5
<b>Total Group "B"</b>	<b>289</b>	<b>7</b>