

Agency 2022 Crime Report

BUHL Police Department

Population: 4,744
County: Twin Falls

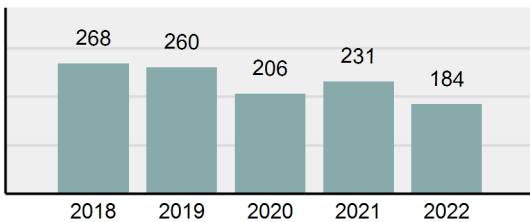
Offense Overview

- Offense total 184
- % change from 2021 -20.35%
- # of cleared offenses 74
- Percent cleared 40.22%
- Group "A" crime rate per 100,000 population 3,878.58
- Summary-based reporting crime rate per 100,000 populated is calculated for other state crime comparisons only 822.09

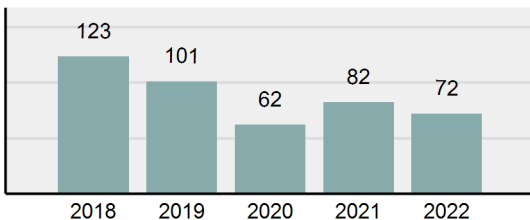
Arrest Overview

- Arrest total 72
- % change from 2021 -12.2%
- Adult arrest total 55
- Juvenile arrest total 17
- Arrest rate per 100,000 population 1,517.71

Total Offenses - 5 year trend



Total Arrests - 5 year trend



Group "A" Offenses	Offenses		Arrests	
	# Reported	# Cleared	Adult	Juvenile
Murder	1	0	0	0
Negligent Manslaughter	0	0	0	0
Rape	1	0	0	0
Sodomy	0	0	0	0
Sexual Assault w/Obj	0	0	0	0
Fondling	4	0	0	0
Aggravated Assault	5	5	6	0
Simple Assault	49	12	1	4
Intimidation	6	1	1	0
Kidnapping	0	0	0	0
Incest	0	0	0	0
Statutory Rape	0	0	0	0
Human Trafficking, Commercial Sex Acts	0	0	0	0
Human Trafficking, Involuntary Servitude	0	0	0	0
Robbery	0	0	0	0
Burglary/Breaking and Entering	4	1	0	3
Larceny/Theft Offenses	26	3	1	1
Motor Vehicle Theft	1	0	0	0
Arson	1	0	0	0
Destruction Of Property	21	7	1	3
Counterfeiting/Forgery	2	1	1	0
Fraud Offenses	10	0	0	0
Embezzlement	0	0	0	0
Extortion/Blackmail	0	0	0	0
Bribery	0	0	0	0
Stolen Property Offenses	0	0	0	0
Drug/Narcotic Violations	26	22	15	3
Drug Equipment Violations	23	19	4	2
Gambling Offenses	0	0	0	0
Pornography/Obscene Material	0	0	0	0
Prostitution Offenses	0	0	0	0
Weapons Law Violations	4	3	2	0
Animal Cruelty	0	0	0	0
Total Group "A"	184	74	32	16

Group "B" Arrests	Arrests	
	Adult	Juvenile
Curfew/Loitering/Vagrancy Violations	0	0
Disorderly Conduct	2	0
DUI	12	0
Family Offenses, Nonviolent	0	0
Liquor Law Violations	0	0
Trespass of Real Property	0	0
All Other Offenses	9	1
Total Group "B"	23	1

Agency 2022 Crime Report

FILER Police Department

Population: 2,888
County: Twin Falls

Offense Overview

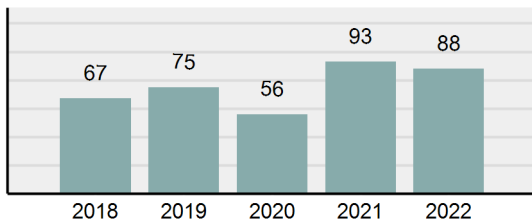
- Offense total 88
- % change from 2021 -5.38%
- # of cleared offenses 54
- Percent cleared 61.36%
- Group "A" crime rate per 100,000 population 3,047.09
- Summary-based reporting crime rate per 100,000 populated is calculated for other state crime comparisons only 969.53

Arrest Overview

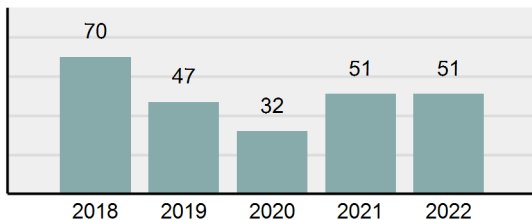
- Arrest total 51
- % change from 2021 0%
- Adult arrest total 22
- Juvenile arrest total 29
- Arrest rate per 100,000 population 1,765.93

Group "A" Offenses	Offenses		Arrests	
	# Reported	# Cleared	Adult	Juvenile
Murder	0	0	0	0
Negligent Manslaughter	0	0	0	0
Rape	0	0	0	0
Sodomy	0	0	0	0
Sexual Assault w/Obj	0	0	0	0
Fondling	2	1	0	0
Aggravated Assault	2	2	0	0
Simple Assault	20	15	2	5
Intimidation	2	1	0	1
Kidnapping	1	1	1	0
Incest	0	0	0	0
Statutory Rape	2	0	0	0
Human Trafficking, Commercial Sex Acts	0	0	0	0
Human Trafficking, Involuntary Servitude	0	0	0	0
Robbery	0	0	0	0
Burglary/Breaking and Entering	7	1	0	6
Larceny/Theft Offenses	19	10	3	5
Motor Vehicle Theft	0	0	0	0
Arson	0	0	0	0
Destruction Of Property	7	5	0	0
Counterfeiting/Forgery	0	0	0	0
Fraud Offenses	3	0	0	0
Embezzlement	0	0	0	0
Extortion/Blackmail	0	0	0	0
Bribery	0	0	0	0
Stolen Property Offenses	0	0	0	0
Drug/Narcotic Violations	11	9	6	1
Drug Equipment Violations	9	7	1	1
Gambling Offenses	0	0	0	0
Pornography/Obscene Material	1	0	0	0
Prostitution Offenses	0	0	0	0
Weapons Law Violations	2	2	0	1
Animal Cruelty	0	0	0	0
Total Group "A"	88	54	13	20

Total Offenses - 5 year trend



Total Arrests - 5 year trend



Group "B" Arrests	Arrests	
	Adult	Juvenile
Curfew/Loitering/Vagrancy Violations	0	0
Disorderly Conduct	0	0
DUI	3	0
Family Offenses, Nonviolent	0	0
Liquor Law Violations	1	0
Trespass of Real Property	0	2
All Other Offenses	5	7
Total Group "B"	9	9

Agency 2022 Crime Report

KIMBERLY-HANSEN Police Department

Population: 5,025
County: Twin Falls

Offense Overview

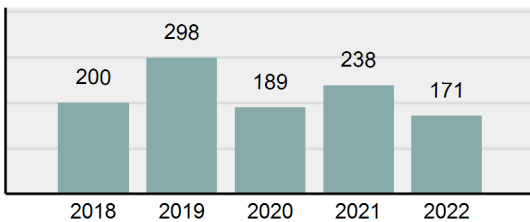
- Offense total 171
- % change from 2021 -28.15%
- # of cleared offenses 105
- Percent cleared 61.4%
- Group "A" crime rate per 100,000 population 3,402.99
- Summary-based reporting crime rate per 100,000 populated is calculated for other state crime comparisons only 776.12

Arrest Overview

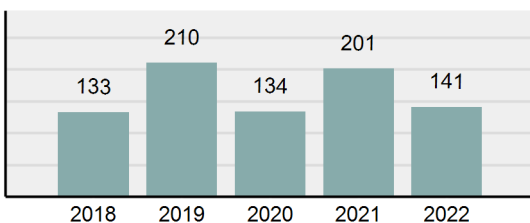
- Arrest total 141
- % change from 2021 -29.85%
- Adult arrest total 97
- Juvenile arrest total 44
- Arrest rate per 100,000 population 2,805.97

Group "A" Offenses	Offenses		Arrests	
	# Reported	# Cleared	Adult	Juvenile
Murder	0	0	0	0
Negligent Manslaughter	0	0	0	0
Rape	2	0	0	0
Sodomy	0	0	0	0
Sexual Assault w/Obj	0	0	0	0
Fondling	4	2	0	2
Aggravated Assault	4	4	1	0
Simple Assault	8	8	4	6
Intimidation	4	3	0	0
Kidnapping	1	1	1	0
Incest	0	0	0	0
Statutory Rape	2	0	0	0
Human Trafficking, Commercial Sex Acts	0	0	0	0
Human Trafficking, Involuntary Servitude	0	0	0	0
Robbery	0	0	0	0
Burglary/Breaking and Entering	17	4	2	3
Larceny/Theft Offenses	7	0	3	0
Motor Vehicle Theft	8	2	0	0
Arson	1	1	1	1
Destruction Of Property	5	3	0	0
Counterfeiting/Forgery	0	0	0	0
Fraud Offenses	9	0	0	0
Embezzlement	0	0	0	0
Extortion/Blackmail	0	0	0	0
Bribery	0	0	0	0
Stolen Property Offenses	2	1	1	0
Drug/Narcotic Violations	39	34	24	6
Drug Equipment Violations	31	26	7	0
Gambling Offenses	0	0	0	0
Pornography/Obscene Material	17	11	1	10
Prostitution Offenses	0	0	0	0
Weapons Law Violations	10	5	2	4
Animal Cruelty	0	0	0	0
Total Group "A"	171	105	47	32

Total Offenses - 5 year trend



Total Arrests - 5 year trend



Group "B" Arrests	Arrests	
	Adult	Juvenile
Curfew/Loitering/Vagrancy Violations	0	0
Disorderly Conduct	0	0
DUI	13	1
Family Offenses, Nonviolent	0	0
Liquor Law Violations	2	1
Trespass of Real Property	0	0
All Other Offenses	35	10
Total Group "B"	50	12

Agency 2022 Crime Report

TWIN FALLS Police Department

Population: 54,648
County: Twin Falls

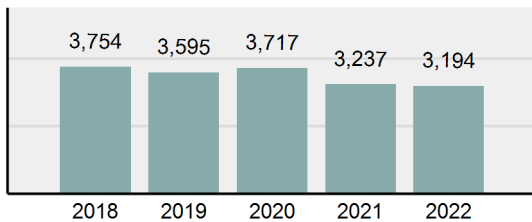
Offense Overview

- Offense total 3,194
- % change from 2021 -1.33%
- # of cleared offenses 1,223
- Percent cleared 38.29%
- Group "A" crime rate per 100,000 population 5,844.68
- Summary-based reporting crime rate per 100,000 populated is calculated for other state crime comparisons only 1,914.07

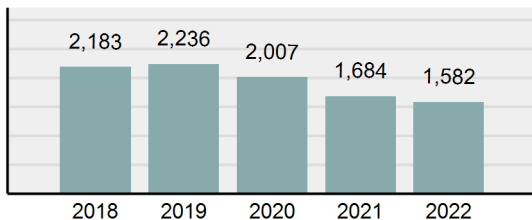
Arrest Overview

- Arrest total 1,582
- % change from 2021 -6.06%
- Adult arrest total 1,402
- Juvenile arrest total 180
- Arrest rate per 100,000 population 2,894.89

Total Offenses - 5 year trend



Total Arrests - 5 year trend



Group "A" Offenses	Offenses		Arrests	
	# Reported	# Cleared	Adult	Juvenile
Murder	2	2	1	0
Negligent Manslaughter	0	0	0	0
Rape	26	2	1	0
Sodomy	3	0	0	0
Sexual Assault w/Obj	3	1	0	0
Fondling	59	7	3	0
Aggravated Assault	199	135	81	4
Simple Assault	542	248	153	6
Intimidation	106	41	21	1
Kidnapping	21	14	2	0
Incest	2	0	0	0
Statutory Rape	4	1	0	0
Human Trafficking, Commercial Sex Acts	0	0	0	0
Human Trafficking, Involuntary Servitude	0	0	0	0
Robbery	6	3	1	0
Burglary/Breaking and Entering	73	9	2	0
Larceny/Theft Offenses	652	157	118	20
Motor Vehicle Theft	86	9	1	2
Arson	2	0	0	0
Destruction Of Property	436	66	18	6
Counterfeiting/Forgery	19	5	2	0
Fraud Offenses	169	7	4	0
Embezzlement	0	0	0	0
Extortion/Blackmail	1	0	0	0
Bribery	0	0	0	0
Stolen Property Offenses	16	9	5	1
Drug/Narcotic Violations	501	358	307	44
Drug Equipment Violations	172	112	15	2
Gambling Offenses	0	0	0	0
Pornography/Obscene Material	17	0	0	0
Prostitution Offenses	1	0	0	0
Weapons Law Violations	72	35	8	6
Animal Cruelty	4	2	2	0
Total Group "A"	3,194	1,223	745	92

Group "B" Arrests	Arrests	
	Adult	Juvenile
Curfew/Loitering/Vagrancy Violations	0	1
Disorderly Conduct	11	0
DUI	167	0
Family Offenses, Nonviolent	32	3
Liquor Law Violations	14	3
Trespass of Real Property	22	0
All Other Offenses	411	81
Total Group "B"	657	88

Agency 2022 Crime Report

TWIN FALLS County Sheriff's Office

Population: 26,136
County: Twin Falls

Offense Overview

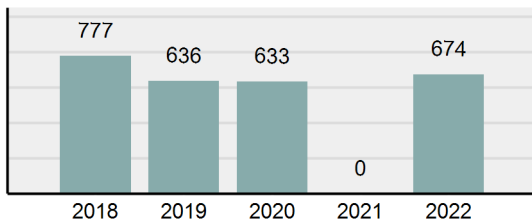
- Offense total 674
- % change from 2021 -
- # of cleared offenses 392
- Percent cleared 58.16%
- Group "A" crime rate per 100,000 population 2,578.82
- Summary-based reporting crime rate per 100,000 populated is calculated for other state crime comparisons only 650.44

Arrest Overview

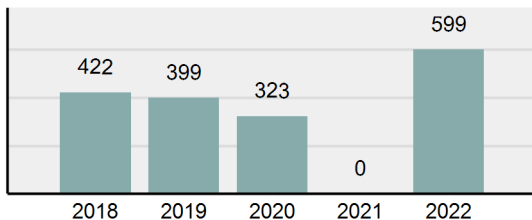
- Arrest total 599
- % change from 2021 -
- Adult arrest total 575
- Juvenile arrest total 24
- Arrest rate per 100,000 population 2,291.86

Group "A" Offenses	Offenses		Arrests	
	# Reported	# Cleared	Adult	Juvenile
Murder	0	0	0	0
Negligent Manslaughter	0	0	0	0
Rape	2	1	0	0
Sodomy	2	0	0	0
Sexual Assault w/Obj	0	0	0	0
Fondling	13	5	4	0
Aggravated Assault	45	32	22	1
Simple Assault	50	21	11	1
Intimidation	4	0	0	0
Kidnapping	4	0	0	0
Incest	0	0	0	0
Statutory Rape	2	0	0	0
Human Trafficking, Commercial Sex Acts	0	0	0	0
Human Trafficking, Involuntary Servitude	0	0	0	0
Robbery	1	0	0	0
Burglary/Breaking and Entering	70	3	2	0
Larceny/Theft Offenses	43	5	2	0
Motor Vehicle Theft	9	3	2	1
Arson	0	0	0	0
Destruction Of Property	36	4	2	0
Counterfeiting/Forgery	6	2	0	0
Fraud Offenses	23	0	0	0
Embezzlement	2	0	0	0
Extortion/Blackmail	0	0	0	0
Bribery	0	0	0	0
Stolen Property Offenses	4	4	2	1
Drug/Narcotic Violations	223	200	209	4
Drug Equipment Violations	123	106	22	1
Gambling Offenses	0	0	0	0
Pornography/Obscene Material	3	0	0	0
Prostitution Offenses	0	0	0	0
Weapons Law Violations	9	6	5	1
Animal Cruelty	0	0	0	0
Total Group "A"	674	392	283	10

Total Offenses - 5 year trend



Total Arrests - 5 year trend



Group "B" Arrests	Arrests	
	Adult	Juvenile
Curfew/Loitering/Vagrancy Violations	0	0
Disorderly Conduct	1	1
DUI	103	2
Family Offenses, Nonviolent	0	0
Liquor Law Violations	13	0
Trespass of Real Property	0	0
All Other Offenses	175	11
Total Group "B"	292	14

Agency 2022 Crime Report



Twin Falls County Total

Population: 93,441
County: Twin Falls

Offense Overview

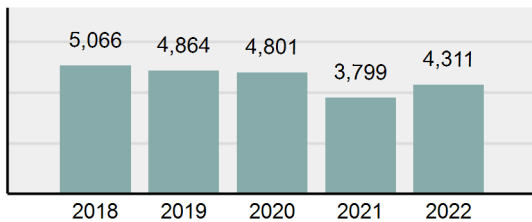
- Offense total 4,311
- % change from 2021 **13.48%**
- # of cleared offenses 1,848
- Percent cleared 42.87%
- Group "A" crime rate per 100,000 population 4,613.61
- Summary-based reporting crime rate per 100,000 populated is calculated for other state crime comparisons only 1,414.80

Arrest Overview

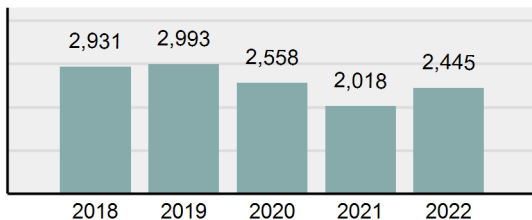
- Arrest total 2,445
- % change from 2021 **21.16%**
- Adult arrest total 2,151
- Juvenile arrest total 294
- Arrest rate per 100,000 population 2,616.62

Group "A" Offenses	Offenses		Arrests	
	# Reported	# Cleared	Adult	Juvenile
Murder	3	2	1	0
Negligent Manslaughter	0	0	0	0
Rape	31	3	1	0
Sodomy	5	0	0	0
Sexual Assault w/Obj	3	1	0	0
Fondling	82	15	7	2
Aggravated Assault	255	178	110	5
Simple Assault	669	304	171	22
Intimidation	122	46	22	2
Kidnapping	27	16	4	0
Incest	2	0	0	0
Statutory Rape	10	1	0	0
Human Trafficking, Commercial Sex Acts	0	0	0	0
Human Trafficking, Involuntary Servitude	0	0	0	0
Robbery	7	3	1	0
Burglary/Breaking and Entering	171	18	6	12
Larceny/Theft Offenses	747	175	127	26
Motor Vehicle Theft	104	14	3	3
Arson	4	1	1	1
Destruction Of Property	505	85	21	9
Counterfeiting/Forgery	27	8	3	0
Fraud Offenses	214	7	4	0
Embezzlement	2	0	0	0
Extortion/Blackmail	1	0	0	0
Bribery	0	0	0	0
Stolen Property Offenses	22	14	8	2
Drug/Narcotic Violations	800	623	561	58
Drug Equipment Violations	358	270	49	6
Gambling Offenses	0	0	0	0
Pornography/Obscene Material	38	11	1	10
Prostitution Offenses	1	0	0	0
Weapons Law Violations	97	51	17	12
Animal Cruelty	4	2	2	0
Total Group "A"	4,311	1,848	1,120	170

Total Offenses - 5 year trend



Total Arrests - 5 year trend



Group "B" Arrests	Arrests	
	Adult	Juvenile
Curfew/Loitering/Vagrancy Violations	0	1
Disorderly Conduct	14	1
DUI	298	3
Family Offenses, Nonviolent	32	3
Liquor Law Violations	30	4
Trespass of Real Property	22	2
All Other Offenses	635	110
Total Group "B"	1,031	124