
Crimes Against Persons



Kuna, ID. By Chiu-yi Lin

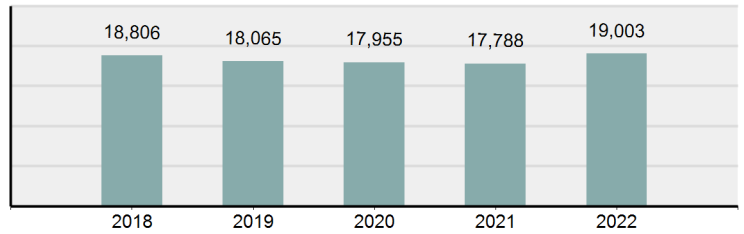
2022 Idaho Crimes Against Persons

Statewide Profile

Data counts represent the number of victims within a reported incident

Crimes Against Persons	
Offenses Reported	19,003
Changes from 2021	6.83%
Rate per 100,000*	980.27
Total Arrests	5,656

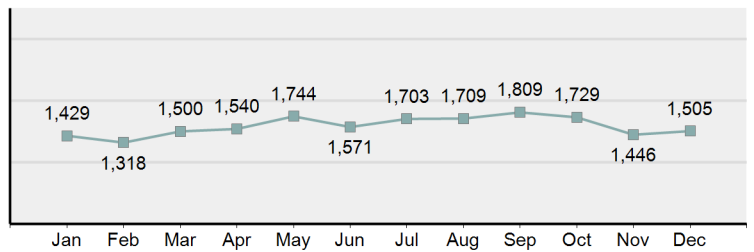
**Total Crimes Against Persons
5 Year Trend**



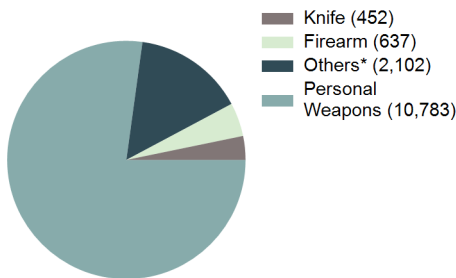
Crimes Against Persons by Category

Offenses	Distribution
Simple Assault	59.15%
Aggravated Assault	18.54%
Intimidation	9.37%
Fondling	5.58%
Rape	3.52%
Kidnapping	1.30%
Sexual Assault w/Obj	0.98%
Sodomy	0.69%
Statutory Rape	0.31%
Murder	0.27%
Incest	0.09%
Negligent Manslaughter	0.02%

Frequency of Crime by Month

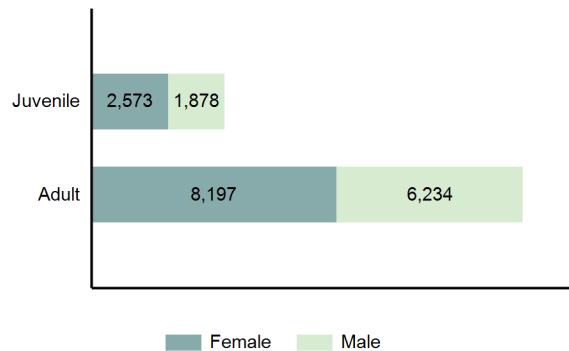


Type of Weapons Used

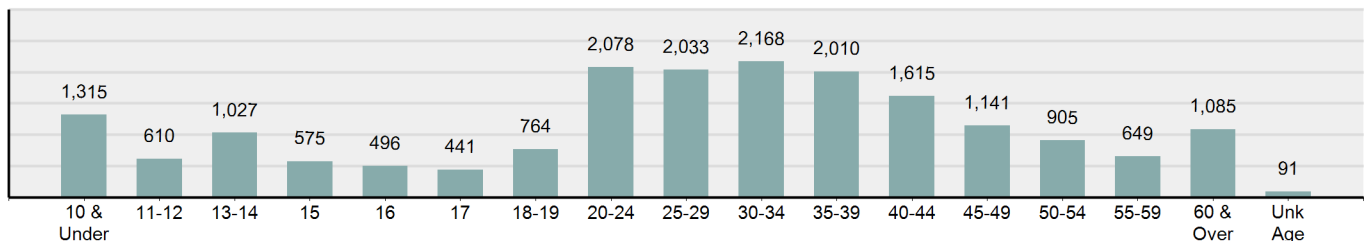


*Others: Blunt Object, Motor Vehicle, Poison, Explosives, Fire/Incendiary Device, Drugs/Narcotics/Sleeping Pills, Asphyxiation, Others, Unknown

Victim Types**



Victims of Crimes Against Person by Age



*Population Base: 1,938,529

**Does not include 121 victims whose gender or age is unknown.

2022 Crimes Against Persons

Victims by Age and Gender

Age	Murder	Negligent Man-slaughter	Kidnap	Rape	Sodomy	Sexual Assault w/Object	Fondling	Aggravated Assault	Simple Assault	Intimidation	Incest	Statutory Rape	Human Trafficking	Total
10 & Under														
Female	2	0	12	20	12	29	220	58	300	21	3	0	1	678
Male	1	0	16	0	12	8	87	103	367	28	3	2	0	627
11-12														
Female	0	0	5	18	3	12	97	29	127	14	2	4	0	311
Male	0	0	2	0	3	2	19	40	206	24	0	2	0	298
13-14														
Female	0	0	13	66	15	18	157	40	259	45	3	11	0	627
Male	0	0	4	5	3	0	22	41	280	40	2	1	0	398
15														
Female	0	0	7	64	8	11	79	18	158	21	0	16	0	382
Male	0	0	1	4	0	2	13	25	132	16	0	0	0	193
16														
Female	0	0	4	63	8	10	62	25	102	20	0	8	0	302
Male	0	0	3	2	1	0	12	41	119	16	0	0	0	194
17														
Female	0	0	4	57	5	10	45	25	90	23	1	13	0	273
Male	0	0	2	1	1	1	9	41	97	15	0	1	0	168
18-19														
Female	0	0	12	50	6	14	37	78	245	35	1	0	1	479
Male	1	0	0	1	0	1	8	78	177	19	0	0	0	285
20-24														
Female	4	0	31	81	9	20	45	195	745	118	3	0	6	1,257
Male	7	1	7	2	6	2	14	228	513	40	0	0	0	820
25-29														
Female	0	0	24	68	12	11	26	212	694	132	0	0	3	1,182
Male	1	0	4	1	1	0	5	216	574	45	0	0	0	847
30-34														
Female	0	0	19	41	6	9	15	232	763	182	0	0	8	1,275
Male	2	0	4	0	3	0	1	246	573	64	0	0	0	893
35-39														
Female	3	0	18	37	4	7	15	216	694	162	0	0	7	1,163
Male	4	0	7	1	0	1	2	212	554	62	0	0	0	843
40-44														
Female	2	0	14	26	1	4	14	161	547	116	0	0	6	891
Male	5	0	3	1	3	1	3	174	475	56	0	0	0	721
45-49														
Female	3	0	6	14	0	6	12	120	375	94	0	0	2	632
Male	5	0	5	0	4	0	0	124	330	40	0	0	0	508
50-54														
Female	0	0	4	16	1	2	3	89	267	61	0	0	2	445
Male	1	1	1	1	0	0	4	94	317	39	0	0	0	458
55-59														
Female	1	0	6	12	3	2	5	53	200	45	0	0	0	327
Male	0	0	0	0	0	0	1	76	211	33	0	0	0	321
60 & Over														
Female	2	0	4	10	1	2	18	84	354	71	0	0	0	546
Male	7	1	2	2	0	1	5	120	342	58	0	0	0	538
Unk Age														
Female	0	0	0	4	0	0	2	1	10	10	0	0	0	27
Male	0	0	1	0	0	0	1	15	26	8	0	0	0	51
Total														
Female	17	0	183	647	94	167	852	1,636	5,930	1,170	13	52	36	10,797
Male	34	3	62	21	37	19	206	1,874	5,293	603	5	6	0	8,163
Unknown Gender	0	0	2	0	0	0	2	14	17	8	0	0	0	43

2022 Idaho Crimes Against Persons

Victim Injury by Type

Up to five different types of injuries can be entered for each victim

Offense	Apparent Broken Bones	Possible Internal Injury	Severe Laceration	Apparent Minor Injury	Other Major Injury	Loss of Teeth	Unconsciousness
Rape	0	53	0	101	3	1	8
Sodomy	0	10	0	19	0	0	1
Sexual Assault w/Object	0	21	2	21	0	0	1
Fondling	0	32	0	55	3	0	1
Aggravated Assault	149	498	369	680	349	38	144
Simple Assault	0	0	0	5,134	0	0	0
Kidnapping	0	10	4	47	9	3	1
Human Trafficking	0	1	0	1	1	0	0
Total	149	625	375	6,058	365	42	156

Type of Weapon Used in Commission of Crime

Up to three different types of weapons can be entered for each offense

Offense	Firearm	Handgun	Shotgun	Other Firearm	Knife	Blunt Object	Personal Weapons	Others	Asphyxiation
Murder	8	25	3	0	4	2	4	2	0
Negligent Manslaughter	0	1	0	0	0	0	0	2	0
Rape	0	4	0	0	2	2	499	69	0
Sodomy	0	1	0	0	1	0	112	7	0
Sexual Assault w/Object	0	0	0	0	1	3	142	19	0
Fondling	2	0	0	0	0	1	684	107	0
Aggravated Assault	128	367	61	23	432	278	1,099	506	162
Simple Assault	0	0	0	0	0	0	8,134	907	0
Intimidation	0	0	0	0	0	0	0	0	0
Kidnapping	3	7	1	1	12	7	100	22	1
Incest	0	0	0	0	0	0	0	0	0
Statutory Rape	0	0	0	0	0	0	0	0	0
Human Trafficking	0	1	0	1	0	0	9	5	0
Total	141	406	65	25	452	293	10,783	1,646	163

Idaho Victims by Race/Ethnicity

Offense	White	Black / African American	American Indian / Alaska Native	Asian	Unk	Hispanic / Latino	Not Hispanic / Latino	Unk
Murder	50	0	0	0	1	8	24	19
Negligent Manslaughter	3	0	0	0	0	0	2	1
Rape	609	9	9	7	34	44	441	183
Sodomy	121	2	2	0	6	12	86	33
Sexual Assault w/Object	178	3	2	0	3	11	94	81
Fondling	989	6	6	8	51	112	593	355
Aggravated Assault	3,249	70	46	21	138	438	2,147	939
Simple Assault	10,397	283	170	86	304	1,237	6,985	3,018
Intimidation	1,630	47	9	18	77	169	1,179	433
Kidnapping	228	6	2	2	9	38	158	51
Incest	18	0	0	0	0	2	10	6
Statutory Rape	56	1	0	0	1	6	36	16
Human Trafficking	33	1	2	0	0	4	22	10
Total	17,561	428	248	142	624	2,081	11,777	5,145

2022 Idaho Crimes Against Persons

Relationship of Victim to Offender(s) by Offense

Count represents the victim's relationship to single or multiple offenders within each incident

Relationship	Murder	Negligent Man-slaughter	Rape	Sodomy	Sexual Assault w/Object	Fondling	Aggra-vated Assault	Simple Assault	Intimi-dation	Kidnap	Incest	Statutory Rape	Human Trafficking	Total
Acquaintance	11	1	204	32	40	248	529	2,078	341	36	0	28	9	3,557
Babysittee the Baby/ Child in the Care of a Babysittee	1	0	3	1	0	3	5	18	0	0	0	0	0	31
Boyfriend/ Girlfriend	4	0	93	13	13	38	597	1,872	167	48	0	7	0	2,852
Child	1	0	18	1	12	130	132	868	37	25	7	1	2	1,234
Child of Boyfriend/ Girlfriend	0	0	6	1	2	13	7	48	8	2	0	0	0	87
CommonLaw Spouse	0	0	2	0	0	0	14	126	5	2	0	0	0	149
Employee	0	0	6	0	2	4	5	42	5	0	0	0	1	65
Employer	0	0	6	0	1	2	5	31	20	4	0	1	0	70
ExRelationship (ExBoyfriend/ ExGirlfriend)	0	0	35	1	6	9	82	321	160	25	0	3	0	642
ExSpouse	0	0	8	0	2	1	36	181	99	12	0	0	0	339
Friend	2	1	63	20	21	65	112	366	58	7	0	5	0	720
Grandchild	0	0	3	1	3	39	8	34	2	3	0	0	0	93
Grandparent	0	0	0	0	0	1	3	58	4	0	0	0	0	66
Inlaw	1	0	3	0	1	2	18	65	14	0	0	0	0	104
Neighbor	2	0	5	4	6	20	102	179	89	1	0	0	0	408
Other Family Member	1	0	15	12	10	106	80	244	19	8	6	0	0	501
Otherwise Known	6	0	40	15	23	93	416	1,415	282	13	0	8	13	2,324
Parent	4	0	0	0	0	1	101	600	37	1	0	0	0	744
Sibling	0	0	15	10	7	58	82	309	16	1	5	2	0	505
Spouse	6	0	28	3	2	6	399	1,432	133	32	0	0	1	2,042
Stepchild	0	1	5	1	5	66	25	75	8	0	0	0	0	186
Stepparent	0	0	2	0	1	9	19	64	6	2	0	0	0	103
Stepsibling	0	0	8	1	3	24	1	13	0	0	0	0	0	50
Stranger	6	0	29	6	5	44	674	1,295	184	32	0	3	0	2,278
Relationship Unknown	37	0	108	15	25	120	553	933	246	24	0	2	18	2,081
Victim Was Offender	0	0	9	0	0	7	164	1,718	42	7	2	0	0	1,949

2022 Idaho Statewide Crime Profile

Relational Category

Intimate Partner Violence	
<u>2021</u>	<u>2022</u>
5,772	6,024

up
4.4%

Data counts indicate those relationships in which two individuals now have or have had an intimate relationship with one another.

Intimate Partner Violence		
<u>Victim Type</u>	<u>Reported</u>	<u>Distribution</u>
Boy/Girlfriend	2,852	47.3%
Spouse	2,042	33.9%
Ex-Spouse	339	5.6%
Common-law Spouse	149	2.5%
Ex-Relationship (Ex-Boy/Girlfriend)	642	10.7%

Violence Against Children	
<u>2021</u>	<u>2022</u>
1,752	1,631

down
6.9%

Data counts indicate those relationships in which the offender is identified as having a parental, guardian, or caretaker role with the victim.

Violence Against Children		
<u>Victim Type</u>	<u>Reported</u>	<u>Distribution</u>
Child	1,234	75.7%
Stepchild	186	11.4%
Child of Boy/Girlfriend	87	5.3%
Grandchild	93	5.7%
Babysittee	31	1.9%

Family Violence	
<u>2021</u>	<u>2022</u>
2,026	2,073

up
2.3%

Data counts indicate those relationships in which the victim and the offender are related by blood or marriage. Excluded are those relationships listed in another category.

Family Violence		
<u>Victim Type</u>	<u>Reported</u>	<u>Distribution</u>
Parent	744	35.9%
Sibling	505	24.4%
Other Family	501	24.2%
Stepparent	103	5.0%
In-Law	104	5.0%
Stepsibling	50	2.4%
Grandparent	66	3.2%

Other Relational Violence	
<u>2021</u>	<u>2022</u>
6,492	7,144

up
10%

Data counts indicate those relationships that are not classified under the other categories listed above.

Other Relational Violence		
<u>Victim Type</u>	<u>Reported</u>	<u>Distribution</u>
Acquaintance	3,557	49.8%
Friend	720	10.1%
Neighbor	408	5.7%
Employee/Employer	135	1.9%
Otherwise Known	2,324	32.5%

2022 Idaho Crimes Against Persons

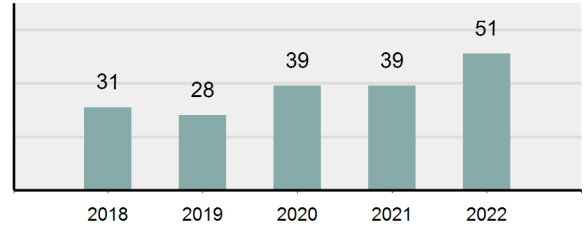
Murder

- The willful killing of one human being by another -

The classification of this offense is based solely on police investigation as opposed to the determination of a court, medical examiner, coroner, jury, or other judicial body. Deaths caused by negligence, suicide, accident, or justifiable homicide are not included in the offense of murder. Attempts and assaults to murder are classified as aggravated assaults and not as murder.

Murder	
Offenses Reported	51
Changes from 2021	30.77%
Rate per 100,000*	2.63
Total Arrests	26

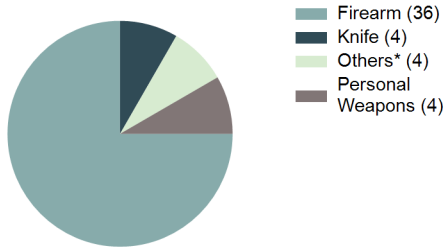
Murder Count - 5 Year Trend



Top Locations of Murder	
Residence/Home	72.55%
Highway/Road/Alley/Street/Sidewalk	9.80%
Hotel/Motel/Etc.	5.88%
Parking/Drop Lot/Garage	5.88%
Commercial/Office Building	3.92%

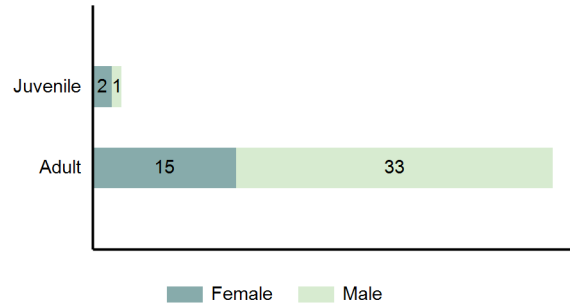
Top Relationships of Victim to Offender(s)	
Relationship Unknown	43.75%
Acquaintance	13.75%
Spouse	7.50%
Stranger	7.50%
Otherwise Known	7.50%

Type of Weapons Used



*Others: Blunt Object, Motor Vehicle, Poison, Explosives, Fire/Incendiary Device, Drugs/Narcotics/Sleeping Pills, Asphyxiation, Others, Unknown

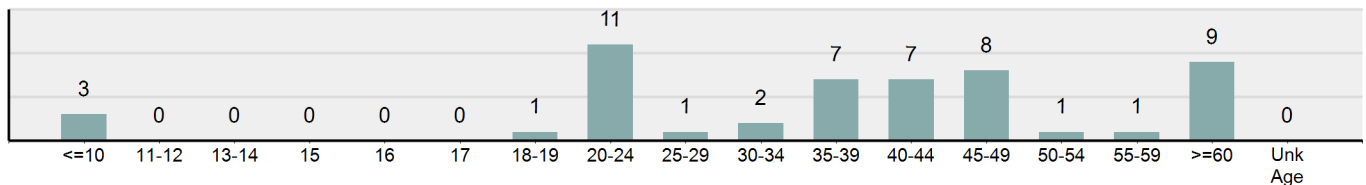
Victim Types



	Adult		Juvenile	
	Male	Female	Male	Female
Race				
White	19	6	0	0
Black	1	0	0	0
Indian	0	0	0	0
Asian	0	0	0	0
Unknown	0	0	0	0
Ethnicity				
Non-Hispanic	14	5	0	0
Hispanic	4	1	0	0
Unknown	2	0	0	0

Top Murder Circumstances	
Argument	33.33%
Other Circumstances	27.45%
Unknown Circumstances	27.45%
Domestic Violence	3.92%
Drug Dealing	3.92%

Victim Count of Murder by Age



*Population Base: 1,938,529

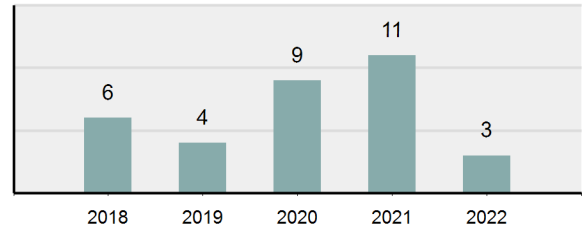
2022 Idaho Crimes Against Persons

Negligent Manslaughter

- The killing of another person through negligence. -

Negligent Manslaughter	
Offenses Reported	3
Changes from 2021	-72.73%
Rate per 100,000*	0.15
Total Arrests	1

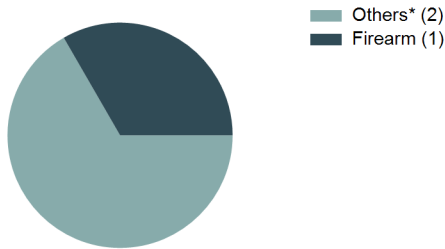
Negligent Manslaughter Count - 5 Year Trend



Top Locations of Negligent Manslaughter	
Residence/Home	66.67%
Highway/Road/Alley/Street/Sidewalk	33.33%

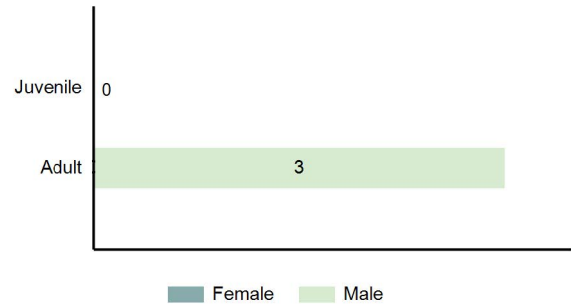
Top Relationships of Victim to Offender(s)	
Acquaintance	33.33%
Friend	33.33%
Step-child	33.33%

Type of Weapons Used



*Others: Blunt Object, Motor Vehicle, Poison, Explosives, Fire/Incendiary Device, Drugs/Narcotics/Sleeping Pills, Asphyxiation, Others, Unknown

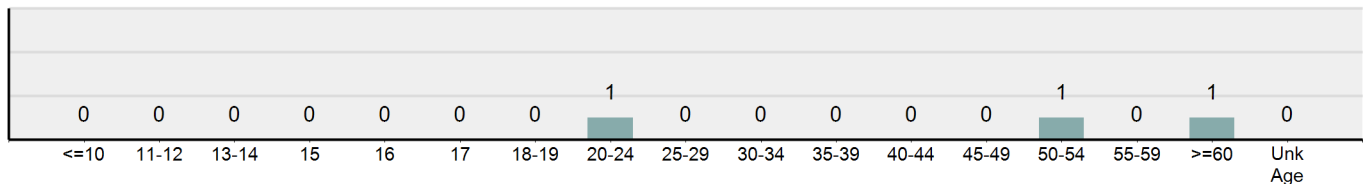
Victim Types



	Adult		Juvenile	
	Male	Female	Male	Female
Race				
White	0	1	0	0
Black	0	0	0	0
Indian	0	0	0	0
Asian	0	0	0	0
Unknown	0	0	0	0
Ethnicity				
Non-Hispanic	0	1	0	0
Hispanic	0	0	0	0
Unknown	0	0	0	0

Top Negligent Manslaughter Circumstances	
Other Negligent Killing	66.67%
Other Negligent Weapon Handling	33.33%

Victim Count of Negligent Manslaughter by Age



*Population Base: 1,938,529

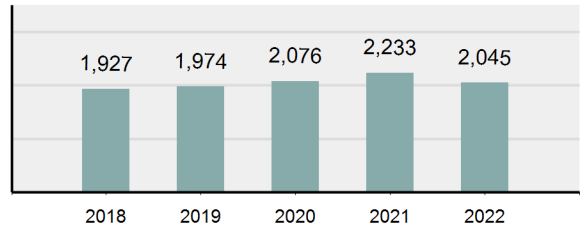
2022 Idaho Crimes Against Persons

Nonconsensual Sex Offenses

- Any sexual act directed against another person, forcible and/or against that person's will; or not forcible or against the person's will where the victim is incapable of giving consent -

Nonconsensual Sex Offenses	
Offenses Reported	2,045
Changes from 2021	-8.42%
Rate per 100,000*	105.49
Total Arrests	279

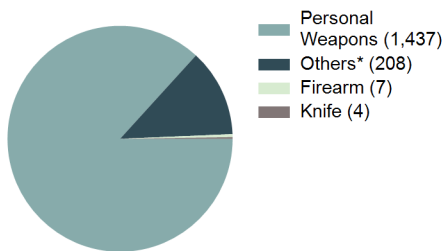
Nonconsensual Sex Offenses Count - 5 Year Trend



Top Locations of Nonconsensual Sex Offenses	
Residence/Home	72.08%
Hotel/Motel/Etc.	3.81%
Other/Unknown	3.81%
Highway/Road/Alley/Street/Sidewalk	3.03%
School-Elementary/Secondary	2.69%

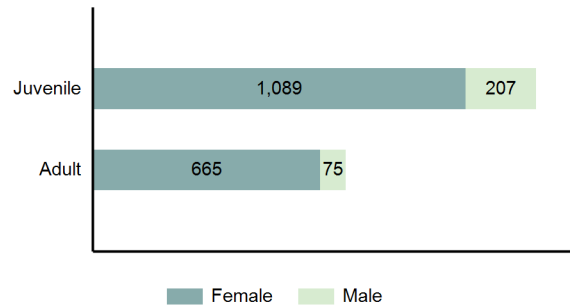
Top Relationships of Victim to Offender(s)	
Acquaintance	26.46%
Otherwise Known	8.64%
Friend	8.54%
Child	8.13%
Boyfriend/Girlfriend	7.93%

Type of Weapons Used



*Others: Blunt Object, Motor Vehicle, Poison, Explosives, Fire/Incendiary Device, Drugs/Narcotics/Sleeping Pills, Asphyxiation, Others, Unknown

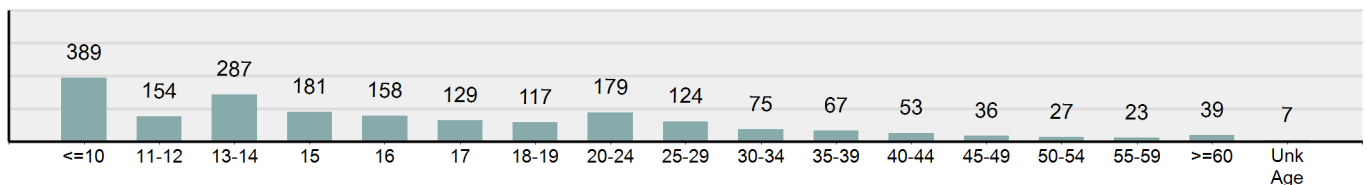
Victim Types**



	Adult		Juvenile	
	Male	Female	Male	Female
Race				
White	199	7	44	2
Black	6	1	2	0
Indian	3	0	0	0
Asian	3	0	0	0
Unknown	7	1	4	0
Ethnicity				
Non-Hispanic	136	5	19	2
Hispanic	47	1	5	0
Unknown	35	3	26	0

Top Types Of Injury	
Apparent Minor Injury	9.55%
Possible Internal Injury	5.65%
Unconsciousness	0.54%
Other Major Injury	0.29%
Severe Laceration	0.10%

Victim Count of Nonconsensual Sex Offenses by Age



*Population Base: 1,938,529

**Does not include 9 victims whose gender or age is unknown.

2022 Idaho Crimes Against Persons

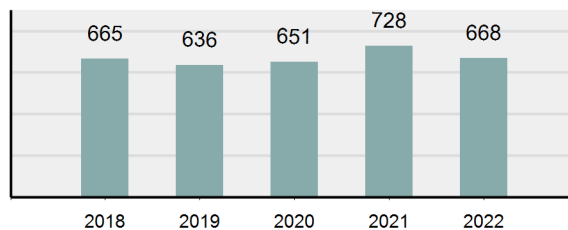
Rape

- The carnal knowledge of a person, forcible and/or against that person's will; or not forcible or against the person's will where the victim is incapable of giving consent -

Attempts to rape are included in this category. Statutory rape (without force) is not included, having a classification of its own.

Rape Count - 5 Year Trend

Rape	
Offenses Reported	668
Changes from 2021	-8.24%
Rate per 100,000*	34.46
Total Arrests	88



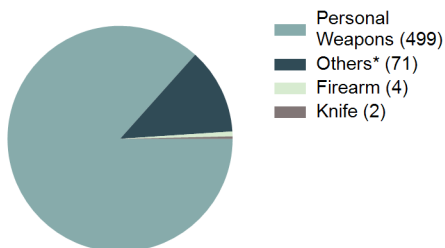
Top Locations of Rape

Residence/Home	73.05%
Hotel/Motel/Etc.	5.84%
Other/Unknown	3.89%
Highway/Road/Alley/Street/Sidewalk	3.59%
Park/Playground	2.40%

Top Relationships of Victim to Offender(s)

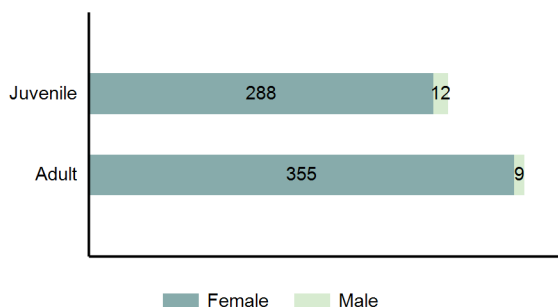
Acquaintance	31.48%
Boyfriend/Girlfriend	14.35%
Friend	9.72%
Relationship Unknown	6.48%
Otherwise Known	6.17%

Type of Weapons Used



*Others: Blunt Object, Motor Vehicle, Poison, Explosives, Fire/Incendiary Device, Drugs/Narcotics/Sleeping Pills, Asphyxiation, Others, Unknown

Victim Types



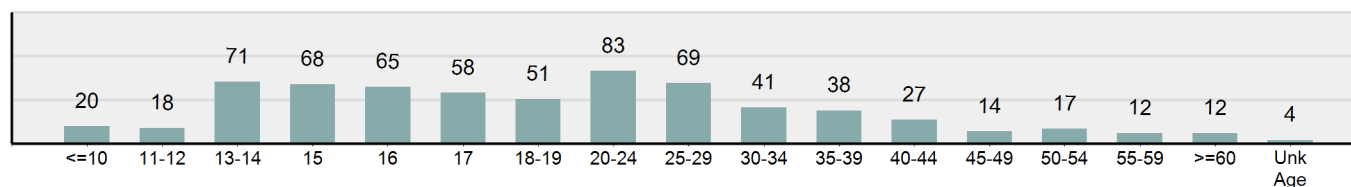
Arrestee Information

Race	Adult		Juvenile	
	Male	Female	Male	Female
White	68	1	10	0
Black	1	1	0	0
Indian	1	0	0	0
Asian	1	0	0	0
Unknown	4	0	1	0
Ethnicity				
Non-Hispanic	49	2	4	0
Hispanic	11	0	2	0
Unknown	15	0	5	0

Top Types Of Injury

Apparent Minor Injury	15.05%
Possible Internal Injury	7.90%
Unconsciousness	1.19%
Other Major Injury	0.45%
Loss of Teeth	0.15%

Victim Count of Rape by Age



*Population Base: 1,938,529

**Does not include 4 victims whose gender or age is unknown.

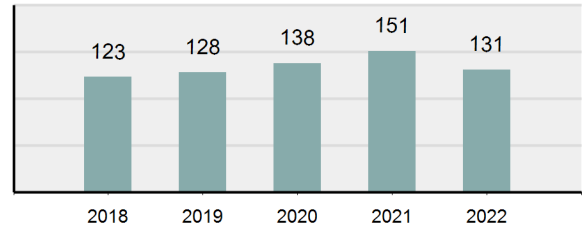
2022 Idaho Crimes Against Persons

Sodomy

- The oral or anal sexual intercourse with another person, forcible and/or against that person's will; or not forcible or against the person's will where the victim is incapable of giving consent -

Sodomy	
Offenses Reported	131
Changes from 2021	-13.25%
Rate per 100,000*	6.76
Total Arrests	13

Sodomy Count - 5 Year Trend



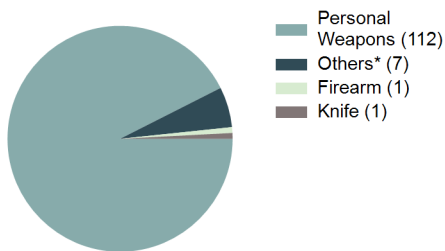
Top Locations of Sodomy

Residence/Home	67.94%
Hotel/Motel/Etc.	9.92%
Jail/Prison/Penitentiary/Corrections Facility	3.82%
School-Elementary/Secondary	3.05%
Highway/Road/Alley/Street/Sidewalk	3.05%

Top Relationships of Victim to Offender(s)

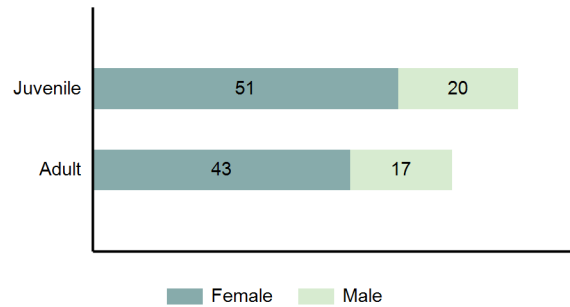
Acquaintance	25.81%
Friend	16.13%
Otherwise Known	12.10%
Boyfriend/Girlfriend	10.48%
Other Family Member	9.68%

Type of Weapons Used



*Others: Blunt Object, Motor Vehicle, Poison, Explosives, Fire/Incendiary Device, Drugs/Narcotics/Sleeping Pills, Asphyxiation, Others, Unknown

Victim Types



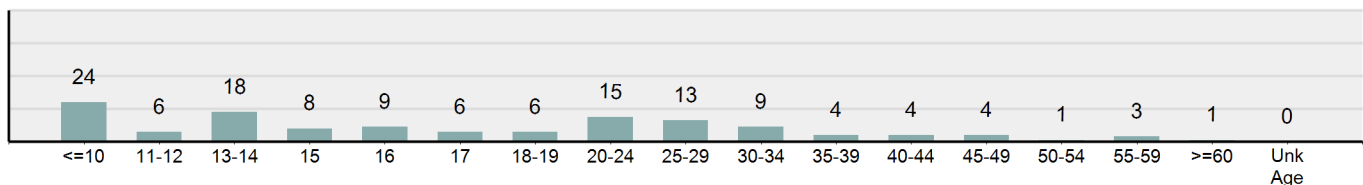
Arrestee Information

	Adult		Juvenile	
	Male	Female	Male	Female
Race				
White	10	0	1	0
Black	1	0	0	0
Indian	0	0	0	0
Asian	0	0	0	0
Unknown	0	0	1	0
Ethnicity				
Non-Hispanic	9	0	1	0
Hispanic	1	0	0	0
Unknown	1	0	1	0

Top Types Of Injury

Apparent Minor Injury	14.39%
Possible Internal Injury	7.58%
Unconsciousness	0.76%

Victim Count of Sodomy by Age



*Population Base: 1,938,529

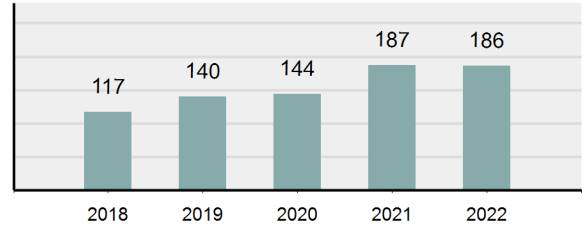
2022 Idaho Crimes Against Persons

Sexual Assault with an Object

- To use an object or instrument (anything other than the offender's genitalia) to unlawfully penetrate the genital or anal opening of the body of another person, forcible and/or against that person's will; or not forcible or against the person's will where the victim is incapable of giving consent -

Sexual Assault with an Object	
Offenses Reported	186
Changes from 2021	-0.53%
Rate per 100,000*	9.59
Total Arrests	21

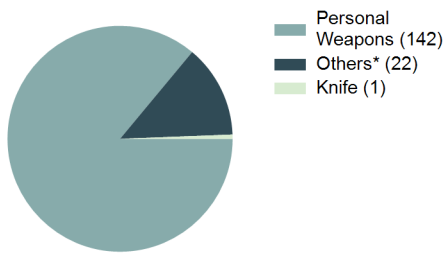
Sexual Assault with an Object Count - 5 Year Trend



Top Locations of Sexual Assault with an Object	
Residence/Home	72.04%
Other/Unknown	3.76%
Highway/Road/Alley/Street/Sidewalk	2.69%
School/College	2.69%
School-Elementary/Secondary	2.15%

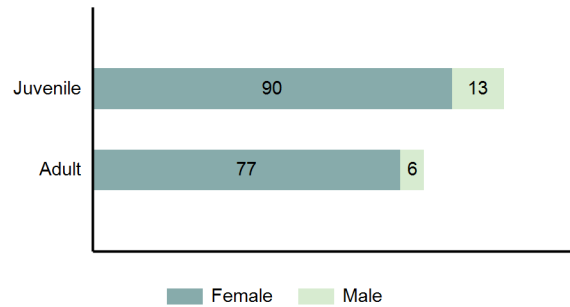
Top Relationships of Victim to Offender(s)	
Acquaintance	23.26%
Otherwise Known	13.37%
Friend	12.21%
Boyfriend/Girlfriend	7.56%
Child	6.98%

Type of Weapons Used



*Others: Blunt Object, Motor Vehicle, Poison, Explosives, Fire/Incendiary Device, Drugs/Narcotics/Sleeping Pills, Asphyxiation, Others, Unknown

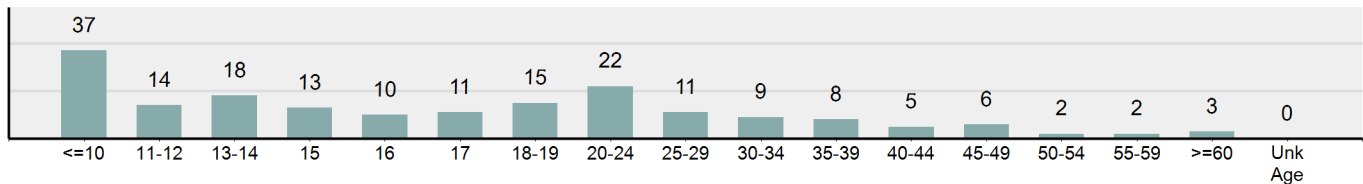
Victim Types



	Adult		Juvenile	
	Male	Female	Male	Female
Race				
White	17	0	0	0
Black	0	0	1	0
Indian	1	0	0	0
Asian	1	0	0	0
Unknown	1	0	0	0
Ethnicity				
Non-Hispanic	12	0	1	0
Hispanic	5	0	0	0
Unknown	3	0	0	0

Top Types Of Injury	
Apparent Minor Injury	11.23%
Possible Internal Injury	11.23%
Severe Laceration	1.07%
Unconsciousness	0.53%

Victim Count of Sexual Assault with an Object by Age



*Population Base: 1,938,529

2022 Idaho Crimes Against Persons

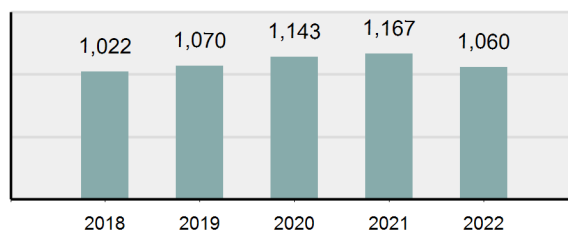
Fondling

- The touching of the private body parts of another person for the purpose of sexual gratification, forcible and/or against that person's will; or not forcible or against the person's will where the victim is incapable of giving consent -

This offense is an element of rape, sodomy, and sexual assault with an object; therefore, only reported when it is the sole sex offense committed against a victim.

Fondling	
Offenses Reported	1,060
Changes from 2021	-9.17%
Rate per 100,000*	54.68
Total Arrests	157

Fondling Count - 5 Year Trend



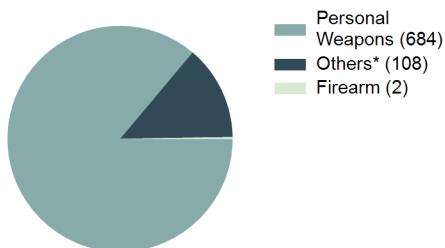
Top Locations of Fondling

Residence/Home	71.98%
Other/Unknown	3.96%
School-Elementary/Secondary	3.68%
Highway/Road/Alley/Street/Sidewalk	2.74%
Hotel/Motel/Etc.	2.17%

Top Relationships of Victim to Offender(s)

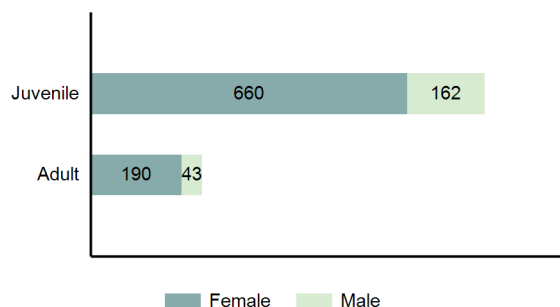
Acquaintance	23.94%
Child	12.55%
Other Family Member	10.23%
Otherwise Known	8.98%
Step-child	6.37%

Type of Weapons Used



*Others: Blunt Object, Motor Vehicle, Poison, Explosives, Fire/Incendiary Device, Drugs/Narcotics/Sleeping Pills, Asphyxiation, Others, Unknown

Victim Types**



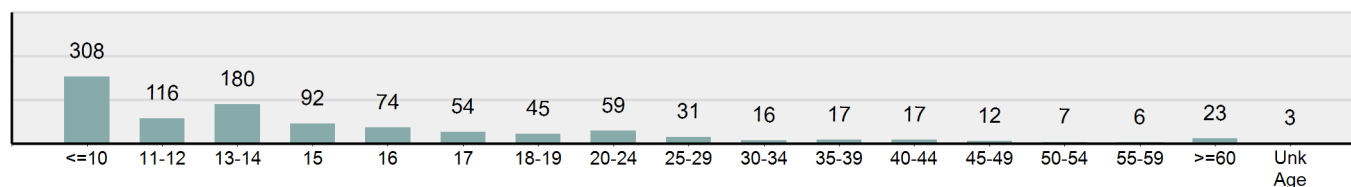
Arrestee Information

	Adult		Juvenile	
	Male	Female	Male	Female
Race				
White	104	6	33	2
Black	4	0	1	0
Indian	1	0	0	0
Asian	1	0	0	0
Unknown	2	1	2	0
Ethnicity				
Non-Hispanic	66	3	13	2
Hispanic	30	1	3	0
Unknown	16	3	20	0

Top Types Of Injury

Apparent Minor Injury	5.18%
Possible Internal Injury	3.01%
Other Major Injury	0.28%
Unconsciousness	0.09%

Victim Count of Fondling by Age



*Population Base: 1,938,529

**Does not include 5 victims whose gender or age is unknown.

2022 Idaho Crimes Against Persons

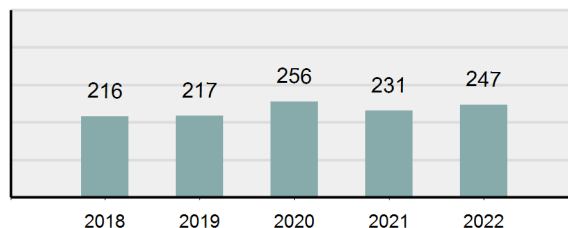
Kidnapping

- The unlawful seizure, transportation, and/or detention of a person against his/her will, or a minor without the consent of his/her parent(s) or legal guardian -

Although the object of a kidnapping may be to obtain money or property, kidnapping is a crime against persons. This offense includes not only kidnapping and abduction, but hostage taking as well. This category is intended to capture information on only the persons actually kidnapped or abducted, not those persons or organizations paying ransoms. Therefore, for each offense of kidnapping, the victims are only the persons taken or detained against their will.

Kidnapping	
Offenses Reported	247
Changes from 2021	6.93%
Rate per 100,000*	12.74
Total Arrests	51

Kidnapping Count - 5 Year Trend



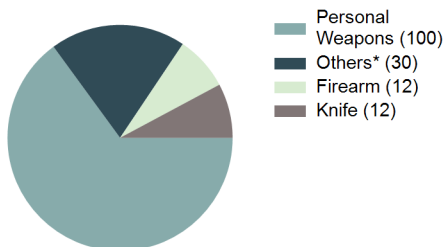
Top Locations of Kidnapping

Residence/Home	67.21%
Highway/Road/Alley/Street/Sidewalk	14.17%
Parking/Drop Lot/Garage	5.67%
Hotel/Motel/Etc.	2.43%
Other/Unknown	2.02%

Top Relationships of Victim to Offender(s)

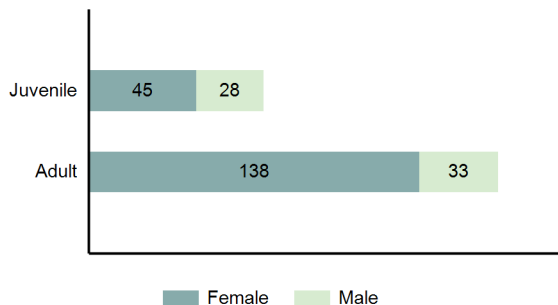
Boyfriend/Girlfriend	17.20%
Acquaintance	12.90%
Spouse	11.47%
Stranger	11.47%
Ex-Relationship (Ex-Boyfriend/Ex-Girlfriend)	8.96%

Type of Weapons Used



*Others: Blunt Object, Motor Vehicle, Poison, Explosives, Fire/Incendiary Device, Drugs/Narcotics/Sleeping Pills, Asphyxiation, Others, Unknown

Victim Types



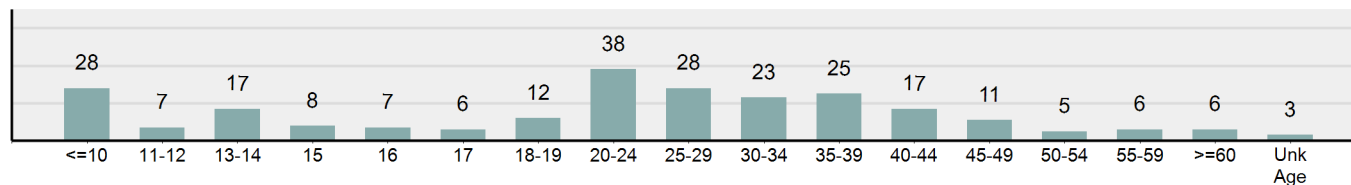
Arrestee Information

	Adult		Juvenile	
	Male	Female	Male	Female
Race				
White	43	3	1	0
Black	2	0	0	0
Indian	0	0	0	0
Asian	2	0	0	0
Unknown	0	0	0	0
Ethnicity				
Non-Hispanic	28	2	0	0
Hispanic	10	1	0	0
Unknown	9	0	1	0

Top Types Of Injury

Apparent Minor Injury	18.88%
Possible Internal Injury	4.02%
Other Major Injury	3.61%
Severe Laceration	1.61%
Loss of Teeth	1.20%

Victim Count of Kidnapping by Age



*Population Base: 1,938,529

**Does not include 3 victims whose gender or age is unknown.

2022 Idaho Crimes Against Persons

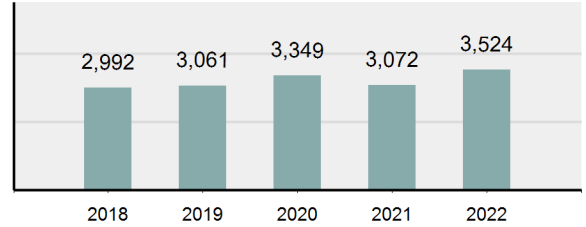
Aggravated Assault

- An unlawful attack by one person upon another wherein the offender uses a weapon or displays it in a threatening manner, or the victim suffers obvious severe or aggravated bodily injury involving apparent broken bones, loss of teeth, possible internal injury, severe laceration, or loss of consciousness -

It is not necessary that a victim sustain an injury from an aggravated assault when the weapon used has the potential to cause serious personal injury. Attempted murders are included in this category

Aggravated Assault	
Offenses Reported	3,524
Changes from 2021	14.71%
Rate per 100,000*	181.79
Total Arrests	1,616

Aggravated Assault Count - 5 Year Trend



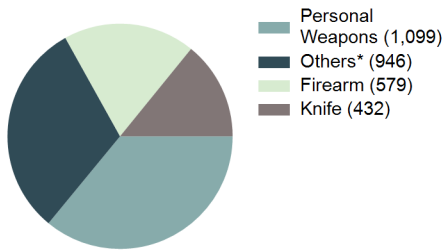
Top Locations of Aggravated Assault

Residence/Home	55.53%
Highway/Road/Alley/Street/Sidewalk	18.05%
Parking/Drop Lot/Garage	4.34%
Bar/Nightclub	3.52%
Hotel/Motel/Etc.	2.50%

Top Relationships of Victim to Offender(s)

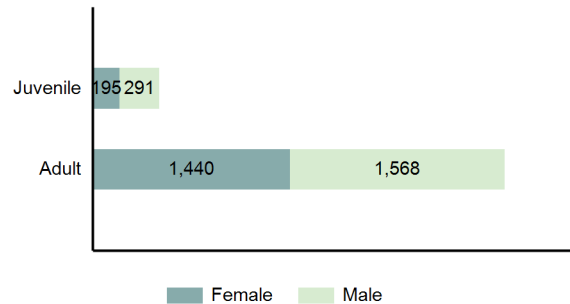
Stranger	16.90%
Boyfriend/Girlfriend	14.97%
Acquaintance	13.26%
Otherwise Known	10.43%
Spouse	10.01%

Type of Weapons Used



*Others: Blunt Object, Motor Vehicle, Poison, Explosives, Fire/Incendiary Device, Drugs/Narcotics/Sleeping Pills, Asphyxiation, Others, Unknown

Victim Types**



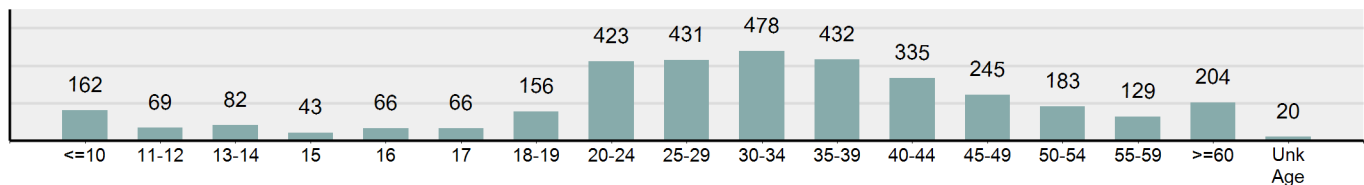
Arrestee Information

	Adult		Juvenile	
	Male	Female	Male	Female
Race				
White	1,062	258	83	26
Black	52	11	8	1
Indian	23	10	1	3
Asian	12	4	1	0
Unknown	43	8	7	3
Ethnicity				
Non-Hispanic	788	206	46	15
Hispanic	229	44	15	8
Unknown	175	41	39	10

Top Types Of Injury

Apparent Minor Injury	18.02%
Possible Internal Injury	13.20%
Severe Laceration	9.78%
Other Major Injury	9.25%
Apparent Broken Bones	3.95%

Victim Count of Aggravated Assault by Age



*Population Base: 1,938,529

**Does not include 30 victims whose gender or age is unknown.

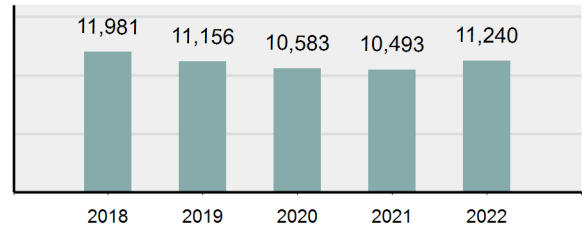
2022 Idaho Crimes Against Persons

Simple Assault

An unlawful physical attack by one person upon another where neither the offender displays a weapon, nor the victim suffers obvious severe or aggravated bodily injury involving apparent broken bones, loss of teeth, possible internal injury, severe laceration, or loss of consciousness -

Simple Assault	
Offenses Reported	11,240
Changes from 2021	7.12%
Rate per 100,000*	579.82
Total Arrests	3,285

Simple Assault Count - 5 Year Trend



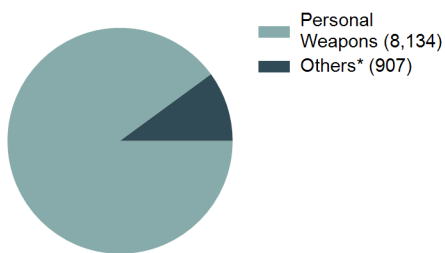
Top Locations of Simple Assault

Residence/Home	60.52%
Highway/Road/Alley/Street/Sidewalk	8.74%
School-Elementary/Secondary	4.88%
Bar/Nightclub	3.48%
Parking/Drop Lot/Garage	2.63%

Top Relationships of Victim to Offender(s)

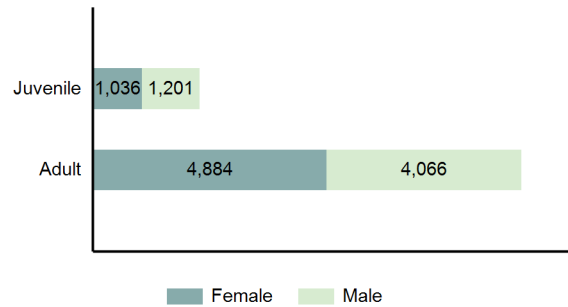
Acquaintance	14.73%
Boyfriend/Girlfriend	13.27%
Victim Was Offender	12.18%
Spouse	10.15%
Otherwise Known	10.03%

Type of Weapons Used



*Others: Blunt Object, Motor Vehicle, Poison, Explosives, Fire/Incendiary Device, Drugs/Narcotics/Sleeping Pills, Asphyxiation, Others, Unknown

Victim Types**



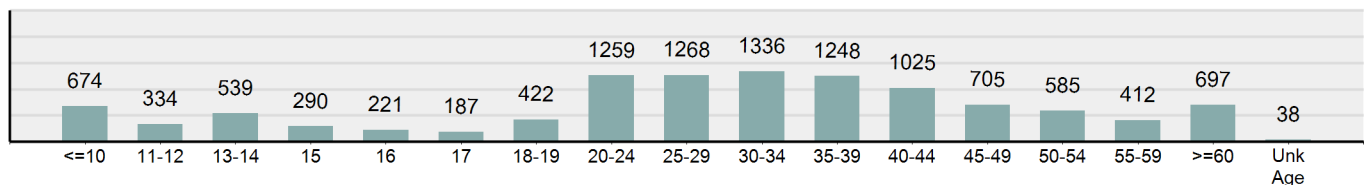
Arrestee Information

Race	Adult		Juvenile	
	Male	Female	Male	Female
White	1,673	710	324	214
Black	90	22	24	9
Indian	38	18	10	5
Asian	27	8	6	3
Unknown	45	18	28	13
Ethnicity				
Non-Hispanic	1,247	495	210	112
Hispanic	265	94	35	40
Unknown	361	187	147	92

Top Types Of Injury

Apparent Minor Injury	45.68%
-----------------------	--------

Victim Count of Simple Assault by Age



*Population Base: 1,938,529

**Does not include 53 victims whose gender or age is unknown.

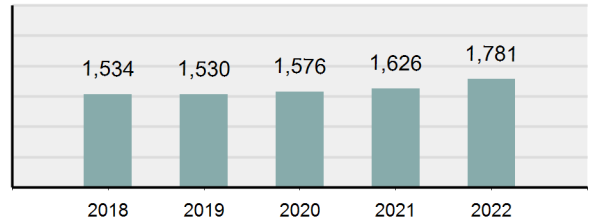
2022 Idaho Crimes Against Persons

Intimidation

- To unlawfully place another person in reasonable fear of bodily harm through the use of threatening words and/or other conduct, but without displaying a weapon or subjecting the victim to actual physical attack -

Intimidation can be made in person, by telephone, or in writing. Stalking incidents and bomb threats are included in this category.

Intimidation Count - 5 Year Trend



Intimidation	
Offenses Reported	1,781
Changes from 2021	9.53%
Rate per 100,000*	91.87
Total Arrests	385

Top Locations of Intimidation

Residence/Home	51.82%
School-Elementary/Secondary	8.59%
Highway/Road/Alley/Street/Sidewalk	6.74%
Cyberspace	5.95%
Jail/Prison/Penitentiary/Corrections Facility	5.45%

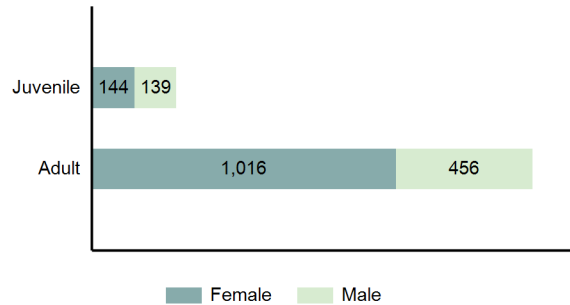
Top Relationships of Victim to Offender(s)

Acquaintance	18.36%
Otherwise Known	15.19%
Stranger	9.91%
Boyfriend/Girlfriend	8.99%
ExRelationship (ExBoyfriend/ExGirlfriend)	8.62%

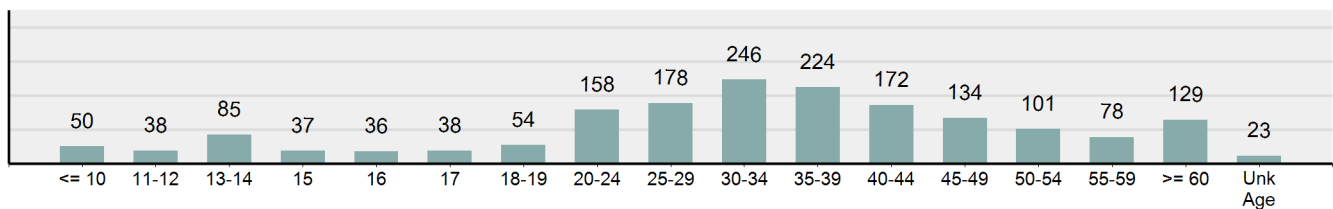
Arrestee Information

Race	Adult		Juvenile	
	Male	Female	Male	Female
White	255	35	54	11
Black	7	1	1	0
Indian	4	0	1	0
Asian	1	1	0	2
Unknown	8	1	3	0
Ethnicity				
Non Hispanic	200	27	43	7
Hispanic	28	4	5	1
Unknown	47	7	11	5

Victim Types**



Victim Count by Age



*Population Base: 1,938,529

**Does not include 26 victims whose gender or age is unknown.

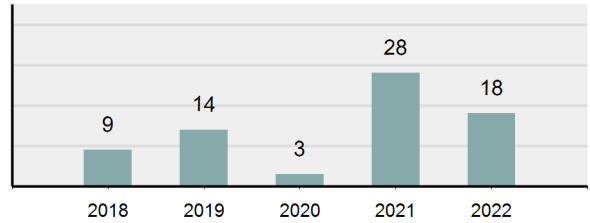
2022 Idaho Crimes Against Persons

Incest

- Non-forcible sexual intercourse with persons who are related to each other within the degrees wherein marriage is prohibited by law -

Incest	
Offenses Reported	18
Changes from 2021	-35.71%
Rate per 100,000*	0.93
Total Arrests	2

Incest Count - 5 Year Trend



Top Locations of Incest

Residence/Home	100.00%
----------------	---------

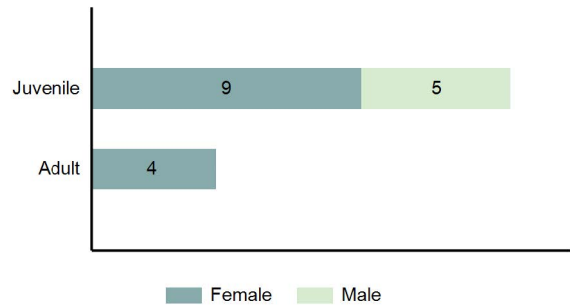
Top Relationships of Victim to Offender(s)

Child	38.89%
Other Family Member	33.33%
Sibling	27.78%
ExRelationship (ExBoyfriend/ExGirlfriend)	
Babysittee the Baby/Child in the Care of a Babysittee	

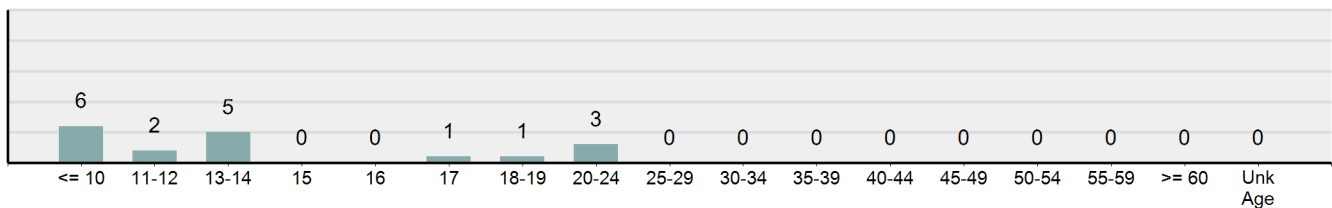
Arrestee Information

Race	Adult		Juvenile	
	Male	Female	Male	Female
White	1	1	0	0
Black	0	0	0	0
Indian	0	0	0	0
Asian	0	0	0	0
Unknown	0	0	0	0
Ethnicity				
Non Hispanic	1	1	0	0
Hispanic	0	0	0	0
Unknown	0	0	0	0

Victim Types



Victim Count by Age



*Population Base: 1,938,529

2022 Idaho Crimes Against Persons

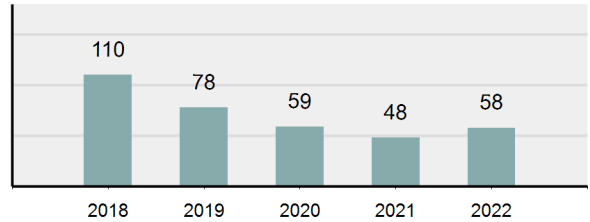
Statutory Rape

- Non-forcible sexual intercourse with a person who is under the statutory age of consent -

Statutory age of consent in Idaho is 18 years of age.

Statutory Rape Count - 5 Year Trend

Statutory Rape	
Offenses Reported	58
Changes from 2021	20.83%
Rate per 100,000*	2.99
Total Arrests	11



Top Locations of Statutory Rape

Residence/Home	70.69%
Hotel/Motel/Etc.	6.90%
School-Elementary/Secondary	5.17%
Park/Playground	5.17%
Other/Unknown	3.45%

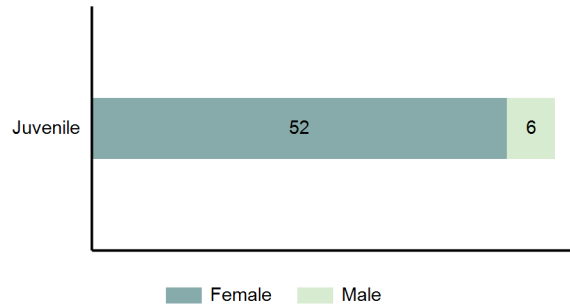
Top Relationships of Victim to Offender(s)

Acquaintance	47.46%
Otherwise Known	13.56%
Boyfriend/Girlfriend	11.86%
Friend	8.47%
Stranger	5.08%

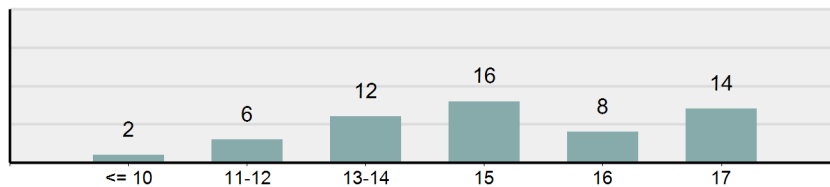
Arrestee Information

Race	Adult		Juvenile	
	Male	Female	Male	Female
White	9	0	0	0
Black	0	0	0	0
Indian	1	0	0	0
Asian	1	0	0	0
Unknown	0	0	0	0
Ethnicity				
Non Hispanic	4	0	0	0
Hispanic	5	0	0	0
Unknown	2	0	0	0

Victim Types



Victim Count by Age



*Population Base: 1,938,529