
Crimes Against Society



World's Largest Eagle Monument at Taylor Crossing, Idaho Falls, ID. By Chiu-yi Lin.

2022 Idaho Crimes Against Society

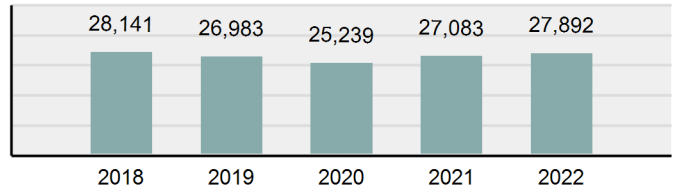
Statewide Profile

Data counts represent the number of offenses within a reported incident

'Crimes Against Society' represent society's prohibition against engaging in certain types of activity. For reporting purposes under the UCR/NIBRS rules and guidelines, all victims of crimes against society are classified as 'society' victims. Individual data on persons directly and/or indirectly affected by a crime against society, such as pornography, are not collected.

Crimes Against Society	
Offenses Reported	27,892
Changes from 2021	2.99%
Rate per 100,000*	1,438.8
Total Arrests	13,320

Total Crimes Against Society
5 Year Trend



Type Of Criminal Activity

Activity	Distribution
Possessing/Concealing	71.47%
Using/Consuming	21.34%
Distributing/Selling	2.56%
Transporting/Transmitting/Importing	2.42%
Buying/Receiving	1.14%
Operating/Promoting/Assisting	0.30%
Exploiting Children	0.25%
Intentional Abuse and Torture (tormenting etc.)	0.15%

Crimes Against Society by Category

Offenses	Distribution
Drug/Narcotic Violations	49.02
Drug Equipment Violations	44.83
Weapons Law Violations	4.46
Pornography/Obscene Material	1.23
Animal Cruelty	0.34
Prostitution Offenses	0.12
Gambling Offenses	0.00

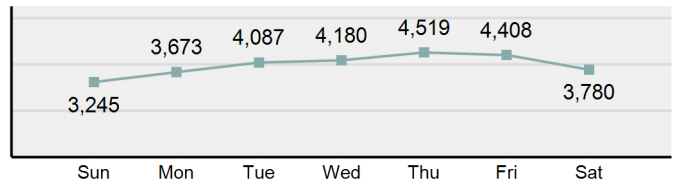
Arrestee Information

Race	Adult		Juvenile	
	Male	Female	Male	Female
White	6,684	3,198	730	336
Black	309	69	15	7
Indian	121	76	9	8
Asian	73	19	8	2
Unknown	1,075	508	54	19
Ethnicity				
Non Hispanic	4,935	2,433	388	175
Hispanic	1,161	371	164	69
Unknown	2,166	1,066	264	128

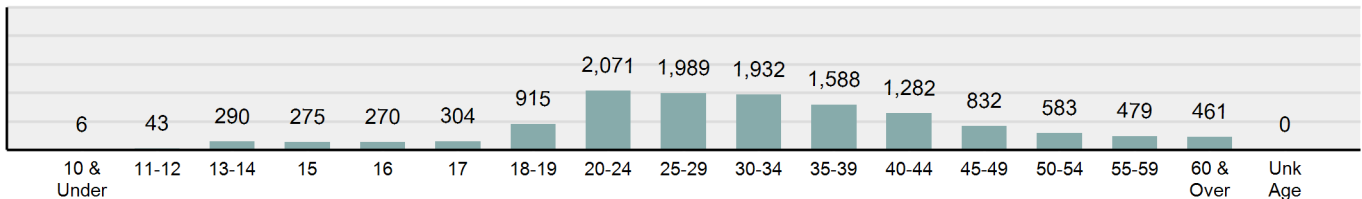
Top Society Crime Locations

Highway/Road/Alley/Street/Sidewalk	58.59%
Residence/Home	16.74%
Parking/Drop Lot/Garage	5.14%
School-Elementary/Secondary	3.55%
Hotel/Motel/Etc.	2.24%

Crime Against Society by Day of Week



Arrests By Age in 2022



2022 Idaho Crimes Against Society

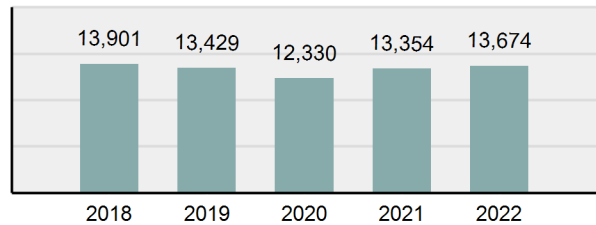
Drug/Narcotic Violations

- The unlawful cultivation, manufacture, distribution, sale, purchase, use, possession, transportation, or importation of any controlled drug or narcotic substance -

Drug/Narcotic Violations

Offenses Reported	13,674
Changes from 2021	2.4%
Rate per 100,000*	705.38
Total Arrests	10,288

Drug/Narcotic Violations Count 5 Year Trend



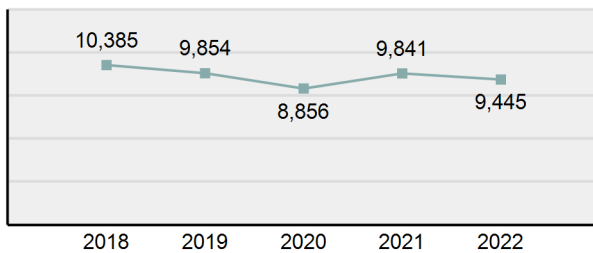
Arrestee Information

Race	Adult		Juvenile	
	Male	Female	Male	Female
White	5,146	2,447	507	252
Black	259	58	10	5
Indian	85	61	6	6
Asian	55	18	4	1
Unknown	878	438	39	13
Ethnicity				
Non-Hispanic	3,815	1,879	261	136
Hispanic	913	285	127	56
Unknown	1,695	858	178	85

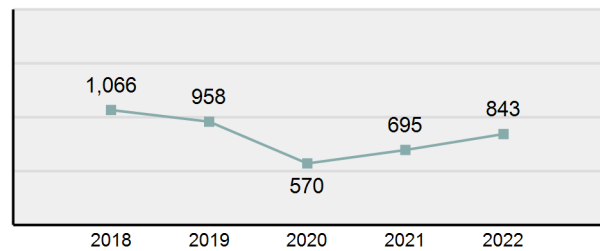
Type Of Criminal Activity

Activity	Distribution
Possessing/Concealing	69.40%
Using/Consuming	22.92%
Distributing/Selling	3.82%
Transporting/Transmitting/Importing	2.43%
Buying/Receiving	1.17%
Cultivating/Manufacturing/Publishing	0.17%
Operating/Promoting/Assisting	0.08%
Exploiting Children	0.01%

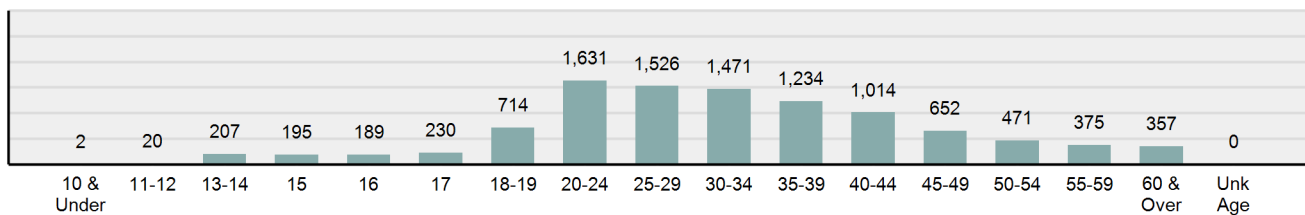
Adult Arrests Count 5 Year Trend



Juvenile Arrests Count 5 Year Trend



Drug/Narcotic Violations Arrests By Age in 2022



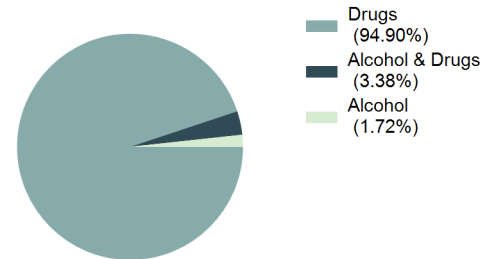
2022 Idaho Crimes Against Society

Usage of Drugs and/or Alcohol

Drug/Alcohol Usage in 2022

32.4% of the total Group "A" offenses reported in 2022 indicated drug and/or alcohol usage during the commission of a crime.

1.62% increase from last years suspected drug and/or alcohol usage during the commission of Group "A" offenses.

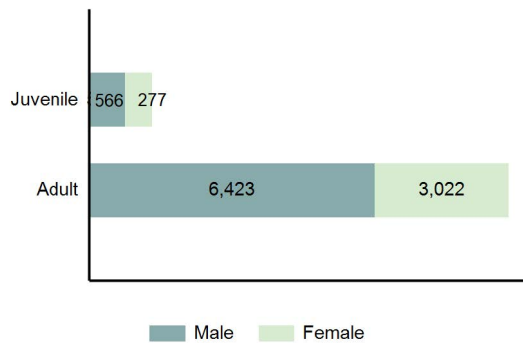


Reported Group "A" Incidents in which the Offender(s) was Suspected of Using Drugs and/or alcohol in the Commission of the Crime

Group "A" Offenses	Suspected of Using Alcohol	Suspected of Using Drugs	Suspected of Using Drugs and Alcohol	Total Incidents of Suspected Usage	Suspected Usage %
Murder	5	7	1	13	25.49%
Negligent Manslaughter	1	1	0	2	66.67%
Rape	103	42	7	152	22.75%
Sodomy	8	6	1	15	11.45%
Sexual Assault w/Obj	20	5	2	27	14.52%
Fondling	59	16	5	80	7.55%
Aggravated Assault	723	210	43	976	27.70%
Simple Assault	2,113	315	85	2,513	22.36%
Intimidation	78	27	4	109	6.12%
Kidnapping	35	17	2	54	21.86%
Incest	0	0	0	0	-
Statutory Rape	5	2	2	9	15.52%
Human Trafficking, Commercial Sex Acts	1	13	0	14	43.75%
Human Trafficking, Involuntary Servitude	0	3	0	3	75.00%
Robbery	7	9	0	16	10.32%
Burglary/Breaking and Entering	75	86	9	170	5.34%
Larceny/Theft Offenses	191	237	9	437	3.27%
Motor Vehicle Theft	24	49	1	74	4.16%
Arson	4	4	1	9	6.12%
Destruction Of Property	266	89	21	376	5.52%
Counterfeiting/Forgery	2	22	0	24	3.37%
Fraud Offenses	12	48	2	62	1.13%
Embezzlement	0	5	0	5	2.16%
Extortion/Blackmail	0	0	0	0	-
Bribery	1	1	0	2	40.00%
Stolen Property Offenses	8	85	0	93	22.36%
Drug/Narcotic Violations	179	9,888	352	10,419	76.20%
Drug Equipment Violations	158	9,179	299	9,636	77.06%
Gambling Offenses	0	0	0	0	-
Pornography/Obscene Material	4	3	0	7	2.05%
Prostitution Offenses	2	4	1	7	20.59%
Weapons Law Violations	180	190	23	393	31.62%
Animal Cruelty	14	1	0	15	15.96%
TOTAL	4,278	20,564	870	25,712	32.40%

2022 Idaho Crimes Against Society

Arrestee Age Distribution



Drug Seized in Idaho

Drug Description	2022 Measurements	2021 Measurements
Amphetamines/Methamphetamines	3132.8 du; 198.5 lbs; 14.6 lts	1217.9 du; 284.2 lbs; 61.9 lts
Barbiturates	1362.0 du; 88.9 grams	483.0 du; 60.9 grams
Cocaine (All forms except Crack)	29.0 du; 15.1 lbs	2.0 du; 15.8 lbs; 3.0 mls
Crack Cocaine	83.0 du; 2.5 lbs	115.0 grams
Hashish	77.0 du; 1.2 lbs	88.0 du; 329.7 grams
Heroin	35.0 du; 5.5 lbs; 82.5 mls	174.1 du; 14.6 lbs; 7.5 lts
LSD	1359.3 du; 44.8 grams	1477.2 du; 24.6 grams
Marijuana	4395.7 du; 1564.0 lbs; 541.9 lts; 121 plants	5210.7 du; 6854.1 lbs; 1309.3 lts; 116 plants
Morphine	15.0 du; 61.3 grams; 19.0 mls	147.0 du; 36.4 grams
Opium	16241.6 du; 6.8 lbs	3253.0 du; 450.7 grams
Other Depressants	5235.5 du; 1.5 lbs	3690.5 du; 323.8 grams
Other Drugs	11747.8 du; 5.3 lbs; 89.3 mls	5941.0 du; 11.3 lbs; 148.3 mls
Other Hallucinogens	1985.0 du; 20.9 lbs; 41.8 mls	211.5 du; 18.0 lbs; 59.1 mls
Other Narcotics	35053.3 du; 20.3 lbs; 618.4 mls	9721.4 du; 17.0 lbs; 366.3 mls
Other Stimulants	676.0 du; 3.6 lbs	482.5 du; 128.8 grams; 29.6 mls
PCP	-	4.0 du
Unknown Drug Type	5486.5 du; 10.3 lbs; 74.6 mls	4763.3 du; 10.0 lbs; 391.2 mls

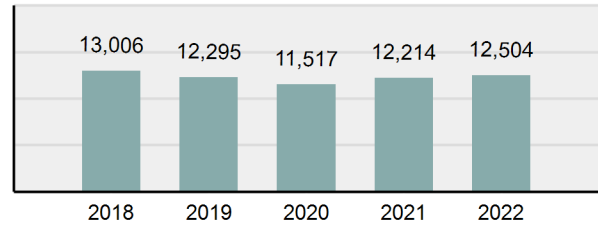
2022 Idaho Crimes Against Society

Drug Equipment Violations

- The unlawful manufacture, sale, purchase, possession, or transportation of equipment or devices utilized in preparing and/or using drugs or narcotics -
 This offense includes the operation of 'meth labs.' Seized materials used to produce any illegal controlled substance would be classified under drug equipment violation.

Drug Equipment Violations Count 5 Year Trend

Drug Equipment Violations	
Offenses Reported	12,504
Changes from 2021	2.37%
Rate per 100,000*	645.03
Total Arrests	2,502



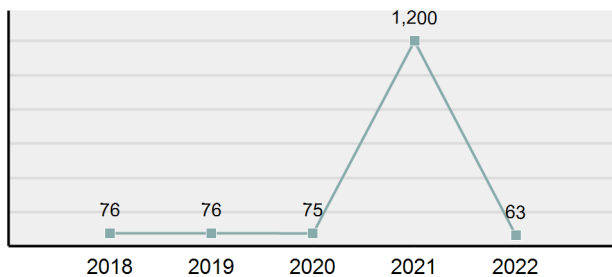
Arrestee Information

Race	Adult		Juvenile	
	Male	Female	Male	Female
White	1,265	707	101	60
Black	39	11	1	1
Indian	32	15	2	1
Asian	11	1	3	1
Unknown	167	69	11	4
Ethnicity				
Non-Hispanic	912	523	56	26
Hispanic	208	81	22	10
Unknown	394	199	40	31

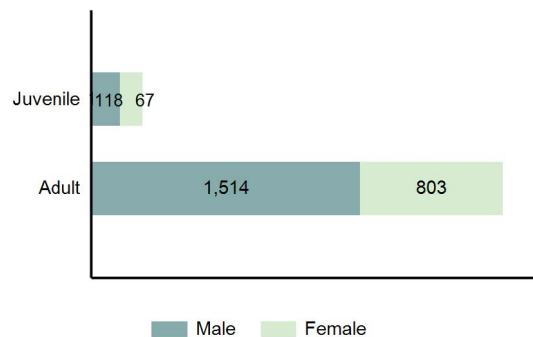
Type Of Criminal Activity

Activity	Distribution
Possessing/Concealing	75.32%
Using/Consuming	20.27%
Transporting/Transmitting/Importing	2.44%
Buying/Receiving	1.05%
Distributing/Selling	0.73%
Operating/Promoting/Assisting	0.13%
Cultivating/Manufacturing/Publishing	0.06%
Simple/Gross Neglect ((un)intentionally)	-

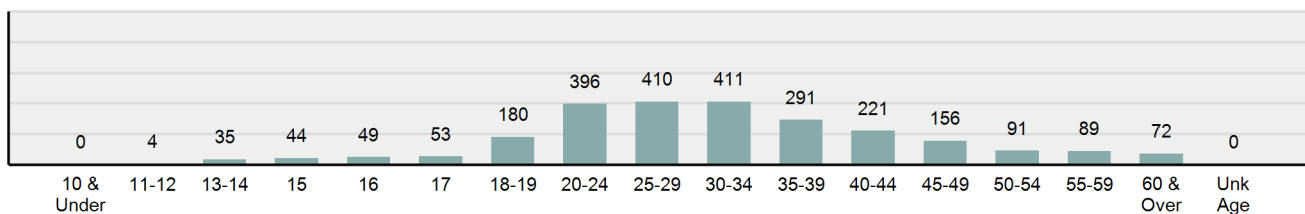
Estimated Seized Value (in \$ 1,000s)



Arrestee Age Distribution



Drug Equipment Violations Arrests By Age in 2022



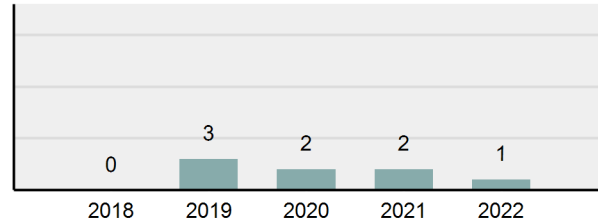
2022 Idaho Crimes Against Society

Gambling Offenses

- Unlawfully bet or wager money or something else of value; assist, promote, or operate a game of chance for money or some other stakes; possess or transmit wagering information; manufacture, sell, purchase, possess, or transport gambling equipment, devices, or goods; or tamper with the outcome of a sporting event or contest to gain a gambling advantage -

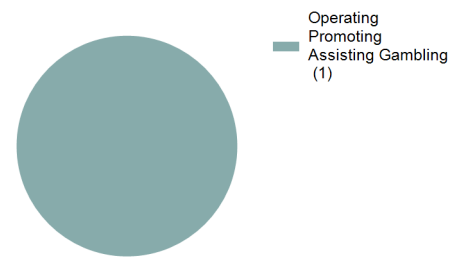
Gambling Offenses	
Offenses Reported	1
Changes from 2021	-50%
Rate per 100,000*	0.05
Total Arrests	0

Gambling Offenses Count 5 Year Trend



Race	Arrestee Information			
	Adult		Juvenile	
	Male	Female	Male	Female
White	0	0	0	0
Black	0	0	0	0
Indian	0	0	0	0
Asian	0	0	0	0
Unknown	0	0	0	0
Ethnicity				
Non-Hispanic	0	0	0	0
Hispanic	0	0	0	0
Unknown	0	0	0	0

Gambling Offenses by Category



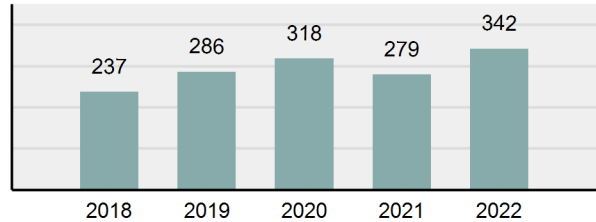
2022 Idaho Crimes Against Society

Pornography/Obscene Material

- The violation of laws or ordinances prohibiting the manufacturing, publishing, sale, purchase, or possession of sexually explicit material, i.e., literature, photographs, etc. -

Pornography/Obscene Material	
Offenses Reported	342
Changes from 2021	22.58%
Rate per 100,000*	17.64
Total Arrests	56

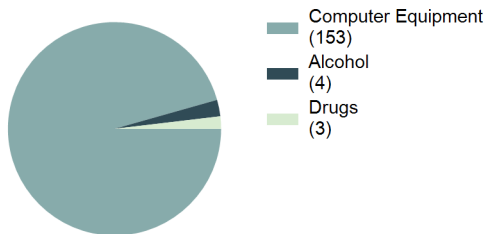
Pornography/Obscene Material Count 5 Year Trend



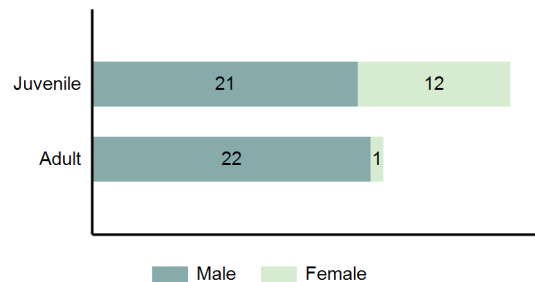
Race	Arrestee Information			
	Adult		Juvenile	
	Male	Female	Male	Female
White	21	1	20	11
Black	0	0	0	0
Indian	0	0	0	0
Asian	1	0	0	0
Unknown	0	0	1	1
Ethnicity				
Non-Hispanic	18	1	14	9
Hispanic	1	0	3	2
Unknown	3	0	4	1

Activity	Distribution
Possessing/Concealing	35.88%
Distributing/Selling	22.22%
Exploiting Children	19.91%
Cultivating/Manufacturing/Publishing	9.26%
Transporting/Transmitting/Importing	4.17%
Using/Consuming	3.47%
Buying/Receiving	3.47%
Operating/Promoting/Assisting	1.62%

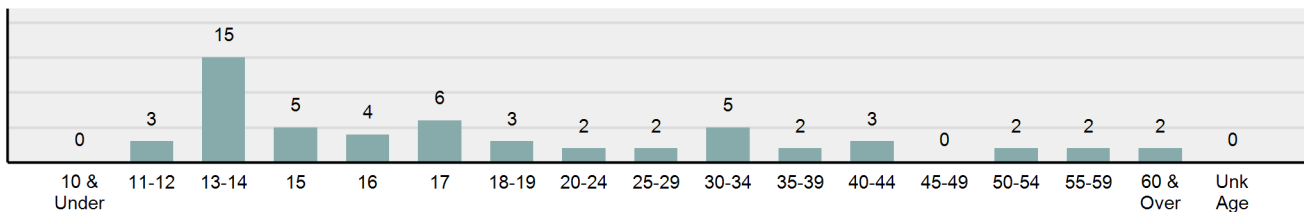
Pornography Offense by Category



Arrestee Age Distribution



Pornography/Obscene Material Arrests By Age in 2022



2022 Idaho Crimes Against Society

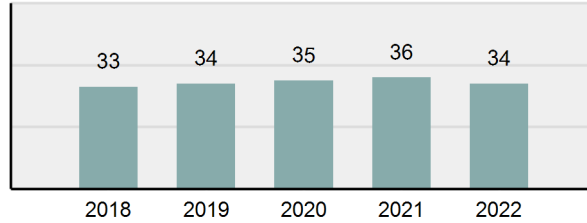
Prostitution Offenses

- To unlawfully engage in or promote sexual activities for profit -

These offenses are categorized under two types of criminal activity: 1) Prostitution, which is to unlawfully engage in sexual relations for profit. 2) Assisting/promoting prostitution, which is defined as to solicit customers or transport persons for prostitution purposes; to own, manage, or operate a dwelling or other establishment for the purpose of providing a place where prostitution is performed; or to otherwise assist or promote prostitution.

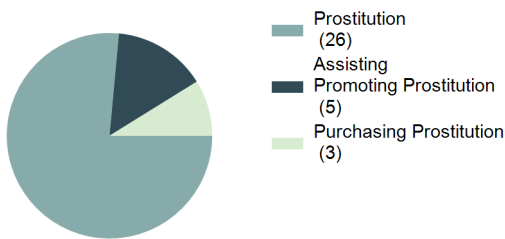
Prostitution Offenses	
Offenses Reported	34
Changes from 2021	-5.56%
Rate per 100,000*	1.75
Total Arrests	11

Prostitution Offenses Count 5 Year Trend



Race	Arrestee Information			
	Adult		Juvenile	
	Male	Female	Male	Female
White	6	5	0	0
Black	0	0	0	0
Indian	0	0	0	0
Asian	0	0	0	0
Unknown	0	0	0	0
Ethnicity				
Non-Hispanic	5	4	0	0
Hispanic	1	1	0	0
Unknown	0	0	0	0

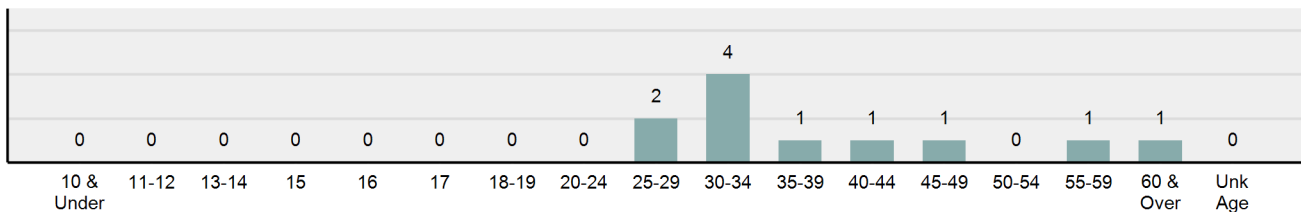
Prostitution Offenses by Category



Arrestee Age Distribution



Prostitution Offenses Arrests By Age in 2022



2022 Idaho Crimes Against Society

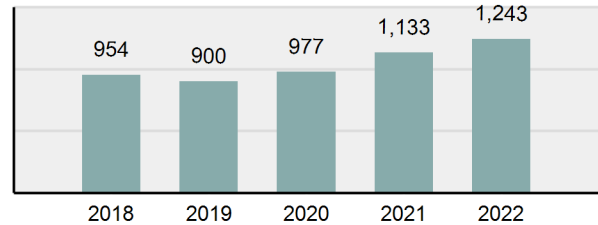
Weapons Law Violations

- The violation of laws or ordinances prohibiting the manufacturing, sale, purchase, transportation, possession, concealment, or use of firearms, cutting instruments, explosives, incendiary devices, or other deadly weapons -

Weapons Law Violations

Offenses Reported	1,243
Changes from 2021	9.71%
Rate per 100,000*	64.12
Total Arrests	432

Weapons Law Violations Count 5 Year Trend



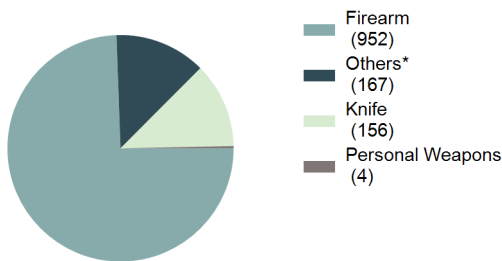
Arrestee Information

Race	Adult		Juvenile	
	Male	Female	Male	Female
White	234	24	100	13
Black	11	0	4	1
Indian	4	0	1	1
Asian	6	0	1	0
Unknown	27	1	3	1
Ethnicity				
Non-Hispanic	178	19	57	4
Hispanic	38	2	12	1
Unknown	66	4	40	11

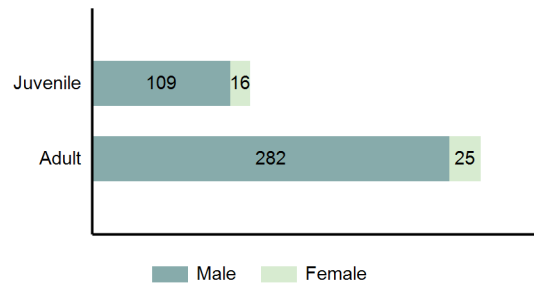
Type Of Criminal Activity

Activity	Distribution
Possessing/Concealing	71.36%
Using/Consuming	20.06%
Operating/Promoting/Assisting	4.75%
Transporting/Transmitting/Importing	1.68%
Buying/Receiving	1.07%
Cultivating/Manufacturing/Publishing	0.61%
Distributing/Selling	0.46%
Organized Abuse (Dog Fighting and Cock Fighting)	-

Type of Weapons Used

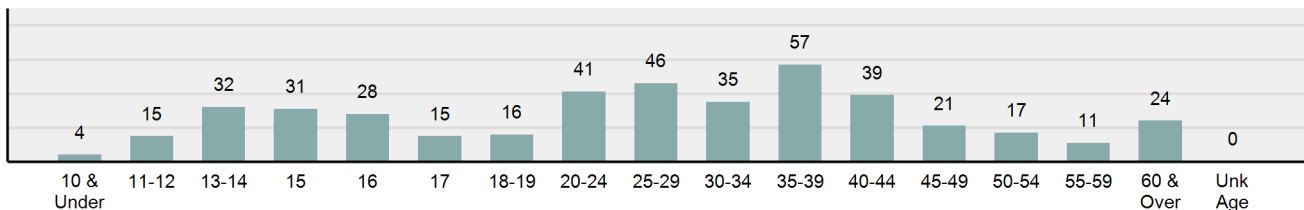


Arrestee Age Distribution



*Others: Blunt Object, Motor Vehicle, Poison, Explosives, Fire/Incendiary Device, Drugs/Narcotics/Sleeping Pills, Asphyxiation, Other

Weapons Law Violations Arrests By Age in 2022

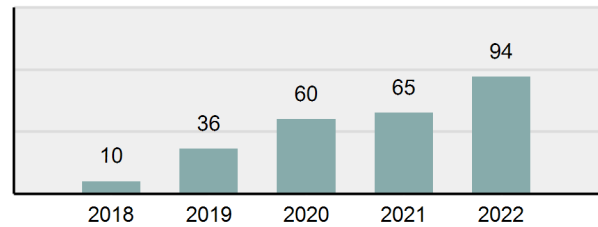


2022 Idaho Crimes Against Society

Animal Cruelty

- Committing cruelty to animals -

Animal Cruelty Count 5 Year Trend



Animal Cruelty	
Offenses Reported	94
Changes from 2021	44.62%
Rate per 100,000*	4.85
Total Arrests	31

Arrestee Information

<u>Race</u>	Adult		Juvenile	
	Male	Female	Male	Female
White	12	14	2	0
Black	0	0	0	0
Indian	0	0	0	0
Asian	0	0	0	0
Unknown	3	0	0	0
<u>Ethnicity</u>				
Non-Hispanic	7	7	0	0
Hispanic	0	2	0	0
Unknown	8	5	2	0

Type Of Criminal Activity

<u>Activity</u>	<u>Distribution</u>
Intentional Abuse and Torture (tormenting etc.)	54.74%
Simple/Gross Neglect ((un)intentionally)	43.16%
Animal Sexual Abuse (Bestiality)	2.11%
Transporting/Transmitting/Importing	-
Using/Consuming	-
Juvenile Gang	-
Other Gang	-
None/Unknown (Mutually Exclusive)	-

Animal Cruelty Arrests By Age in 2022

