

---

# Statewide Arrest



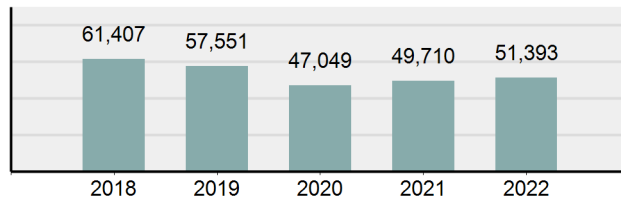
Shelley, ID. By Kayla Price of Shelley PD.

# Idaho Arrests in 2022

## Statewide Arrests

Total Arrests	
Reported Arrests	51,393
Changes from 2021	3.39%
Rate per 100,000*	2,651.13

**Total Arrests - 5 Year Trend**

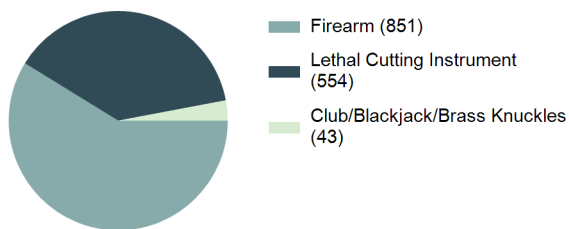


The term "arrest" is defined as a physical arrest, citation or served summons. This data represents the number of persons arrested, not on charges lodged; therefore, each reporting jurisdiction submits one set of arrest data for each person per single apprehension. One set of arrest data will clear single or multiple offenses in the same incident and/or multiple incidents. Arrests on warrants issued by another jurisdiction are reported by the originating agency, not the arresting agency.

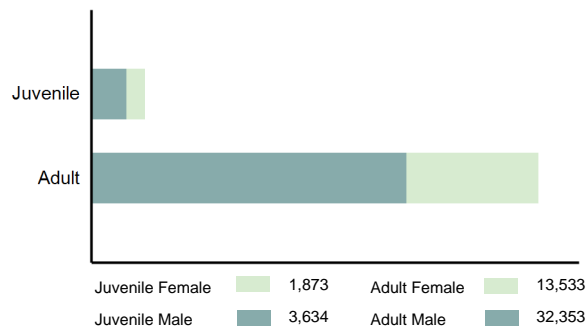
All persons arrested for the commission of a Group "A" or Group "B" crime are included in this count. Group "B" crime, which is only reported on the arrest level, encompasses offenses which are not under the Group "A" category. Excluded from this count are any traffic related arrests, with the exception of DUI, Hit and Run (of a person), and Vehicular Manslaughter.

Type Of Arrests	
On-View (without warrant)	18,940
Summoned/Cited	17,023
Taken into Custody (based on a warrant)	15,430

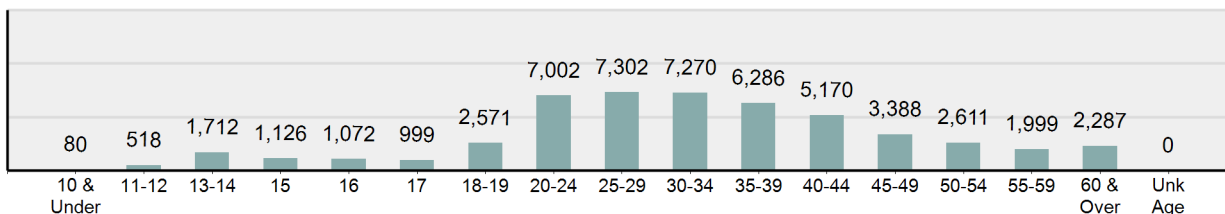
**Weapons In Arrestees Possession**



**Arrest Types**



**Total Arrests by Age in 2022**



\*Population Base: 1,938,529

# Idaho Arrests in 2022

## Group "A" Arrests

Group "A" Arrests	2022 Reporting	% Adult Arrests	% Juvenile Arrests	Rate per 100,000 population *	2021 Reporting	Percent Change
Murder	26	100.00%	0.00%	1	27	-3.70%
Negligent Manslaughter	1	100.00%	0.00%	0	5	-80.00%
Forcible Sex Offenses:						
Rape	88	87.50%	12.50%	5	88	0.00%
Sodomy	13	84.62%	15.38%	1	13	0.00%
Sexual Assault w/Obj	21	95.24%	4.76%	1	20	5.00%
Fondling	157	75.80%	24.20%	8	180	-12.78%
Aggravated Assault	1,616	91.77%	8.23%	83	1,482	9.04%
Simple Assault	3,285	80.64%	19.36%	169	3,215	2.18%
Intimidation	385	81.30%	18.70%	20	282	36.52%
Kidnapping	51	98.04%	1.96%	3	68	-25.00%
NonForcible Sex Offenses:						
Incest	2	100.00%	0.00%	0	2	0.00%
Statutory Rape	11	100.00%	0.00%	1	8	37.50%
Human Trafficking, Commercial Sex Acts	0	0.00%	0.00%	0	0	0.00%
Human Trafficking, Involuntary Servitude	0	0.00%	0.00%	0	0	0.00%
<b>Crimes Against Persons Total</b>	<b>5,656</b>	<b>84.19%</b>	<b>15.81%</b>	<b>291.77</b>	<b>5,390</b>	<b>4.94%</b>
Robbery	67	64.18%	35.82%	3	65	3.08%
Burglary/Breaking and Entering	676	78.85%	21.15%	35	575	17.57%
Larceny/Theft Offenses	2,390	79.37%	20.63%	123	2,116	12.95%
Motor Vehicle Theft	141	72.34%	27.66%	7	178	-20.79%
Arson	42	83.33%	16.67%	2	41	2.44%
Destruction Of Property	755	66.23%	33.77%	39	723	4.43%
Counterfeiting/Forgery	75	96.00%	4.00%	4	62	20.97%
Fraud Offenses	388	93.04%	6.96%	20	366	6.01%
Embezzlement	29	86.21%	13.79%	2	30	-3.33%
Extortion/Blackmail	1	100.00%	0.00%	0	1	0.00%
Bribery	2	100.00%	0.00%	0	1	100.00%
Stolen Property Offenses	177	84.18%	15.82%	9	172	2.91%
<b>Crimes Against Property Total</b>	<b>4,743</b>	<b>78.43%</b>	<b>21.57%</b>	<b>244.67</b>	<b>4,330</b>	<b>9.54%</b>
Drug/Narcotic Violations	10,288	91.81%	8.19%	531	10,536	-2.35%
Drug Equipment Violations	2,502	92.61%	7.39%	129	2,341	6.88%
Gambling Offenses	0	0.00%	0.00%	0	0	0.00%
Pornography/Obscene Material	56	41.07%	58.93%	3	34	64.71%
Prostitution Offenses	11	100.00%	0.00%	1	16	-31.25%
Weapons Law Violations	432	71.06%	28.94%	22	326	32.52%
Animal Cruelty	31	93.55%	6.45%	2	15	106.67%
<b>Crime Against Society Total</b>	<b>13,320</b>	<b>91.08%</b>	<b>8.92%</b>	<b>687.12</b>	<b>13,268</b>	<b>0.39%</b>
<b>Total Group "A" Arrests</b>	<b>23,719</b>	<b>86.91%</b>	<b>13.09%</b>	<b>1223.56</b>	<b>22,988</b>	<b>3.18%</b>

## Group "B" Arrests

Group "B" Arrests	2022 Reporting	% Adult Arrests	% Juvenile Arrests	Rate per 100,000 population *	2021 Reporting	Percent Change
Curfew/Loitering/Vagrancy Violations	125	3.20%	96.80%	6	102	22.55%
Disorderly Conduct	1,503	79.84%	20.16%	78	1,462	2.80%
DUI	7,728	98.76%	1.24%	399	7,401	4.42%
Family Offenses, Nonviolent	498	99.00%	1.00%	26	505	-1.39%
Liquor Law Violations	1,078	81.54%	18.46%	56	1,016	6.10%
Trespass of Real Property	675	93.78%	6.22%	35	677	-0.30%
All Other Offenses	16,067	89.82%	10.18%	829	15,559	3.26%
<b>Total Group "B" Arrests</b>	<b>27,674</b>	<b>91.32%</b>	<b>8.68%</b>	<b>1427.58</b>	<b>26,722</b>	<b>3.56%</b>

# Idaho Arrests in 2022

## Weapons in Possession of Arrestees

Offense	Firearm	Lethal Cutting Instrument	Shotgun	Club/Blackjack/Brass Knuckles	Handgun	Rifle	Total
Murder	1	2	0	0	4	0	7
Fondling	0	1	0	0	0	0	1
Aggravated Assault	15	101	7	17	91	9	240
Simple Assault	5	12	2	3	9	0	31
Intimidation	0	6	0	0	3	0	9
Kidnapping	0	5	0	0	3	1	9
Robbery	0	3	0	0	2	1	6
Burglary/B&E	3	9	1	1	4	0	18
Larceny/Theft Offenses	2	20	1	0	13	1	37
Motor Vehicle Theft	0	0	0	0	1	0	1
Destruction Of Property	0	10	0	1	1	0	12
Counterfeiting/Forgery	0	0	0	0	1	0	1
Fraud Offenses	0	3	0	0	2	0	5
Stolen Property Offenses	0	6	0	1	14	0	21
Drug/Narcotic Violations	29	146	6	9	201	20	411
Drug Equipment Violations	9	37	2	2	20	3	73
Weapons Law Violations	22	43	5	4	131	15	220
Disorderly Conduct	2	11	0	0	1	0	14
DUI	22	52	3	2	88	8	175
Family Offenses, Nonviolent	0	2	0	0	1	0	3
Liquor Law Violations	1	4	0	0	3	1	9
Trespass of Real Property	0	1	0	0	2	0	3
All Other Offenses	17	80	7	3	32	3	142
<b>Total</b>	<b>128</b>	<b>554</b>	<b>34</b>	<b>43</b>	<b>627</b>	<b>62</b>	<b>1,448</b>

## Jurisdictional Residency of Arrestees

This information identifies if arrestee resides within the locality where the crime was committed.

Offense Against	Resident	Nonresident	Unknown
Person	4,275	984	397
Property	2,814	1,601	328
Society	7,137	5,119	1,064
Group B	17,057	8,616	2,001
<b>Total</b>	<b>31,283</b>	<b>16,320</b>	<b>3,790</b>
<b>Percentage of Total Arrests</b>	<b>60.87%</b>	<b>31.76%</b>	<b>7.37%</b>

# Idaho Arrests in 2022

## Arrestees By Race & Ethnicity

Offense	White	Black / African American	American Indian / Alaska Native	Asian	Unk	Hispanic / Latino	Not Hispanic / Latino	Unk
Murder	25	1	0	0	0	5	19	2
Negligent Manslaughter	1	0	0	0	0	0	1	0
Rape	79	2	1	1	5	13	55	20
Sodomy	11	1	0	0	1	1	10	2
Sexual Assault w/Obj	17	1	1	1	1	5	13	3
Fondling	145	5	1	1	5	34	84	39
Aggravated Assault	1,429	72	37	17	61	296	1,055	265
Simple Assault	2,921	145	71	44	104	434	2,064	787
Intimidation	355	9	5	4	12	38	277	70
Kidnapping	47	2	0	2	0	11	30	10
Incest	2	0	0	0	0	0	2	0
Statutory Rape	9	0	1	1	0	5	4	2
Human Trafficking, Commercial Sex Acts	0	0	0	0	0	0	0	0
Human Trafficking, Involuntary Servitude	0	0	0	0	0	0	0	0
Robbery	52	10	0	0	5	13	33	21
Burglary/Breaking and Entering	594	14	22	15	31	93	426	157
Larceny/Theft Offenses	2,126	93	76	33	62	281	1,602	507
Motor Vehicle Theft	129	2	2	2	6	19	99	23
Arson	40	1	0	1	0	6	30	6
Destruction Of Property	684	13	23	7	28	90	470	195
Counterfeiting/Forgery	62	10	1	0	2	6	61	8
Fraud Offenses	330	24	7	6	21	41	300	47
Embezzlement	26	2	0	0	1	3	17	9
Extortion/Blackmail	1	0	0	0	0	1	0	0
Bribery	2	0	0	0	0	1	1	0
Stolen Property Offenses	142	9	5	3	18	19	116	42
Drug/Narcotic Violations	8,352	332	158	78	1,368	1,381	6,091	2,816
Drug Equipment Violations	2,133	52	50	16	251	321	1,517	664
Gambling Offenses	0	0	0	0	0	0	0	0
Pornography/Obscene Material	53	0	0	1	2	6	42	8
Prostitution Offenses	11	0	0	0	0	2	9	0
Weapons Law Violations	371	16	6	7	32	53	258	121
Animal Cruelty	28	0	0	0	3	2	14	15
Curfew/Loitering/Vagrancy Violations	113	5	2	0	5	15	67	43
Disorderly Conduct	1,330	57	45	16	55	227	849	427
DUI	6,281	149	150	58	1,090	1,233	4,263	2,232
Family Offenses, Nonviolent	456	14	11	6	11	75	307	116
Liquor Law Violations	856	24	29	8	161	130	583	365
Trespass of Real Property	591	36	22	9	17	66	490	119
All Other Offenses	14,207	514	577	146	623	2,032	11,087	2,948
<b>Total</b>	<b>44,011</b>	<b>1,615</b>	<b>1,303</b>	<b>483</b>	<b>3,981</b>	<b>6,958</b>	<b>32,346</b>	<b>12,089</b>

# Idaho Arrests in 2022

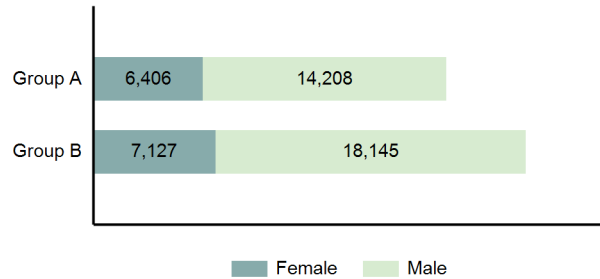
## Adult Arrests

### Adult Arrests by Gender

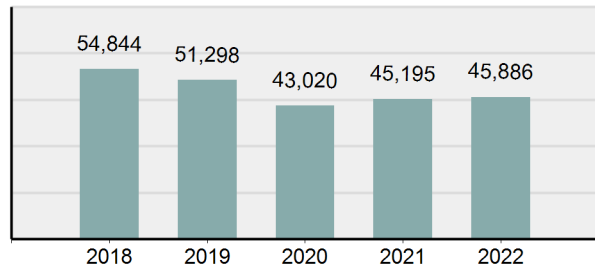
Offense Description	Male	Female
Murder	20	6
Negligent Manslaughter	0	1
Rape	75	2
Sodomy	11	0
Sexual Assault w/Obj	20	0
Fondling	112	7
Aggravated Assault	1,192	291
Simple Assault	1,873	776
Intimidation	275	38
Kidnapping	47	3
Incest	1	1
Statutory Rape	11	0
Human Trafficking	0	0
Robbery	39	4
Burglary/Breaking and Entering	348	185
Larceny/Theft Offenses	1,074	823
Motor Vehicle Theft	69	33
Arson	29	6
Destruction Of Property	411	89
Counterfeiting/Forgery	42	30
Fraud Offenses	169	192
Embezzlement	16	9
Extortion/Blackmail	1	0
Bribery	2	0
Stolen Property Offenses	109	40
Drug/Narcotic Violations	6,423	3,022
Drug Equipment Violations	1,514	803
Gambling Offenses	0	0
Pornography/Obscene Material	22	1
Prostitution Offenses	6	5
Weapons Law Violations	282	25
Animal Cruelty	15	14
Curfew/Loitering/Vagrancy Violations	2	2
Disorderly Conduct	917	283
DUI	5,584	2,048
Family Offenses, Nonviolent	321	172
Liquor Law Violations	632	247
Trespass of Real Property	448	185
All Other Offenses	10,241	4,190
<b>Total</b>	<b>32,353</b>	<b>13,533</b>

Total Adult Arrests	
Reported Adult Arrests	45,886
Change from 2021	1.53%

### Adult Arrests by Category



### Total Adult Arrests 5 Year Trend



# Idaho Arrests in 2022

## Adult Arrests By Age

Offense	18-19	20-24	25-29	30-34	35-39	40-44	45-49	50-54	55-59	60 & Over	Total
Murder	0	2	5	4	4	1	1	2	3	4	26
Negligent Manslaughter	0	0	0	0	0	0	0	0	1	0	1
Rape	6	25	10	7	12	9	5	2	0	1	77
Sodomy	2	1	2	2	1	0	1	2	0	0	11
Sexual Assault w/Obj	1	6	2	1	0	1	3	3	3	0	20
Fondling	8	13	15	19	15	16	10	4	3	16	119
Aggravated Assault	80	199	215	258	232	160	111	68	77	83	1,483
Simple Assault	113	394	417	466	380	283	185	154	108	149	2,649
Intimidation	12	26	31	52	55	44	32	22	22	17	313
Kidnapping	3	9	9	10	8	6	3	1	0	1	50
Incest	0	1	0	0	1	0	0	0	0	0	2
Statutory Rape	2	2	4	1	2	0	0	0	0	0	11
Human Trafficking	0	0	0	0	0	0	0	0	0	0	0
Robbery	4	7	11	9	5	4	2	1	0	0	43
Burglary/Breaking and Entering	34	72	85	99	66	70	41	29	21	16	533
Larceny/Theft Offenses	147	244	315	317	278	207	137	105	68	79	1,897
Motor Vehicle Theft	5	23	17	10	16	11	10	5	3	2	102
Arson	4	4	5	4	5	7	0	1	3	2	35
Destruction Of Property	36	80	83	86	68	43	36	22	17	29	500
Counterfeiting/Forgery	0	11	13	12	9	10	7	5	2	3	72
Fraud Offenses	25	37	52	70	57	45	30	24	9	12	361
Embezzlement	2	4	8	5	1	2	1	1	1	0	25
Extortion/Blackmail	0	0	1	0	0	0	0	0	0	0	1
Bribery	0	0	0	0	1	0	0	0	0	1	2
Stolen Property Offenses	2	18	27	31	32	18	9	7	5	0	149
Drug/Narcotic Violations	714	1,631	1,526	1,471	1,234	1,014	652	471	375	357	9,445
Drug Equipment Violations	180	396	410	411	291	221	156	91	89	72	2,317
Gambling Offenses	0	0	0	0	0	0	0	0	0	0	0
Pornography/Obscene Material	3	2	2	5	2	3	0	2	2	2	23
Prostitution Offenses	0	0	2	4	1	1	1	0	1	1	11
Weapons Law Violations	16	41	46	35	57	39	21	17	11	24	307
Animal Cruelty	2	1	3	6	3	4	2	2	1	5	29
Curfew/Loitering/Vagrancy Violations	0	0	1	1	1	1	0	0	0	0	4
Disorderly Conduct	63	156	182	165	147	145	94	92	78	78	1,200
DUI	297	1,277	1,194	1,086	979	806	554	509	380	550	7,632
Family Offenses, Nonviolent	16	71	76	104	72	59	36	28	16	15	493
Liquor Law Violations	158	178	91	86	69	72	68	55	47	55	879
Trespass of Real Property	29	51	72	93	88	92	49	34	50	75	633
All Other Offenses	607	2,020	2,370	2,340	2,094	1,776	1,131	852	603	638	14,431
<b>Total</b>	<b>2,571</b>	<b>7,002</b>	<b>7,302</b>	<b>7,270</b>	<b>6,286</b>	<b>5,170</b>	<b>3,388</b>	<b>2,611</b>	<b>1,999</b>	<b>2,287</b>	<b>45,886</b>

# Idaho Arrests in 2022

## Juvenile Arrests

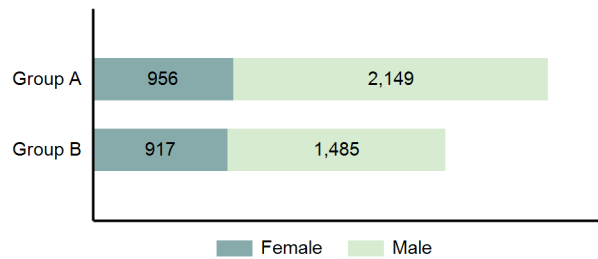
### Juvenile Arrests by Gender

Offense Description	Male	Female
Murder	0	0
Negligent Manslaughter	0	0
Rape	11	0
Sodomy	2	0
Sexual Assault w/Obj	1	0
Fondling	36	2
Aggravated Assault	100	33
Simple Assault	392	244
Intimidation	59	13
Kidnapping	1	0
Incest	0	0
Statutory Rape	0	0
Human Trafficking	0	0
Robbery	24	0
Burglary/Breaking and Entering	105	38
Larceny/Theft Offenses	321	172
Motor Vehicle Theft	28	11
Arson	7	0
Destruction Of Property	207	48
Counterfeiting/Forgery	1	2
Fraud Offenses	16	11
Embezzlement	1	3
Extortion/Blackmail	0	0
Bribery	0	0
Stolen Property Offenses	21	7
Drug/Narcotic Violations	566	277
Drug Equipment Violations	118	67
Gambling Offenses	0	0
Pornography/Obscene Material	21	12
Prostitution Offenses	0	0
Weapons Law Violations	109	16
Animal Cruelty	2	0
Curfew/Loitering/Vagrancy Violations	85	36
Disorderly Conduct	215	88
DUI	69	27
Family Offenses, Nonviolent	2	3
Liquor Law Violations	110	89
Trespass of Real Property	32	10
All Other Offenses	972	664
<b>Total</b>	<b>3,634</b>	<b>1,873</b>

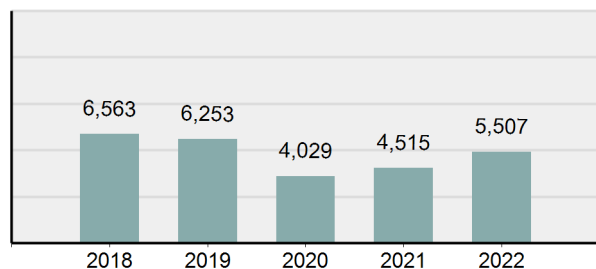
Total Juvenile Arrests	
Reported Juvenile Arrests	5,507
Change from 2021	21.97%

Under the UCR guidelines, a juvenile is counted as "arrested" when the circumstances are such that if the juvenile were an adult, an arrest would have been reported. Any situation involving a juvenile, in lieu of an actual arrest, is summoned, cited, or notified to appear before a juvenile court or similar authority for a violation of the law, is reported as an arrest.

### Juvenile Arrests by Category



### Total Juvenile Arrests 5 Year Trend





## Idaho Arrests in 2022

### Juvenile Arrests By Age

Offense	10 & Under	11-12	13-14	15	16	17	Total
Murder	0	0	0	0	0	0	0
Negligent Manslaughter	0	0	0	0	0	0	0
Rape	0	0	3	3	4	1	11
Sodomy	1	1	0	0	0	0	2
Sexual Assault w/Obj	0	0	0	0	0	1	1
Fondling	2	6	15	9	2	4	38
Aggravated Assault	4	17	40	26	23	23	133
Simple Assault	28	89	241	111	98	69	636
Intimidation	5	10	29	10	11	7	72
Kidnapping	0	0	0	1	0	0	1
Incest	0	0	0	0	0	0	0
Statutory Rape	0	0	0	0	0	0	0
Human Trafficking	0	0	0	0	0	0	0
Robbery	0	5	8	4	3	4	24
Burglary/Breaking and Entering	2	13	49	28	35	16	143
Larceny/Theft Offenses	9	33	182	95	92	82	493
Motor Vehicle Theft	0	3	16	7	7	6	39
Arson	0	2	4	0	1	0	7
Destruction Of Property	7	44	93	55	43	13	255
Counterfeiting/Forgery	0	0	0	0	3	0	3
Fraud Offenses	0	2	5	4	7	9	27
Embezzlement	0	0	0	0	2	2	4
Extortion/Blackmail	0	0	0	0	0	0	0
Bribery	0	0	0	0	0	0	0
Stolen Property Offenses	0	1	10	4	6	7	28
Drug/Narcotic Violations	2	20	207	195	189	230	843
Drug Equipment Violations	0	4	35	44	49	53	185
Gambling Offenses	0	0	0	0	0	0	0
Pornography/Obscene Material	0	3	15	5	4	6	33
Prostitution Offenses	0	0	0	0	0	0	0
Weapons Law Violations	4	15	32	31	28	15	125
Animal Cruelty	0	1	1	0	0	0	2
Curfew/Loitering/Vagrancy Violations	0	2	27	35	30	27	121
Disorderly Conduct	3	51	111	52	50	36	303
DUI	0	0	2	7	34	53	96
Family Offenses, Nonviolent	0	1	2	0	0	2	5
Liquor Law Violations	1	7	40	36	43	72	199
Trespass of Real Property	0	7	15	11	1	8	42
All Other Offenses	12	181	530	353	307	253	1,636
<b>Total</b>	<b>80</b>	<b>518</b>	<b>1,712</b>	<b>1,126</b>	<b>1,072</b>	<b>999</b>	<b>5,507</b>

# Idaho Arrests in 2022

## Adult/Juvenile Arrests - 5 Year Trend

Offense	2018		2019		2020		2021		2022	
	Adult	Juvenile	Adult	Juvenile	Adult	Juvenile	Adult	Juvenile	Adult	Juvenile
Murder	15	2	13	3	23	1	25	2	26	0
Negligent Manslaughter	1	0	1	0	7	0	5	0	1	0
Rape	89	23	87	24	68	21	75	13	77	11
Sodomy	8	10	5	10	6	6	5	8	11	2
Sexual Assault w/Obj	8	13	25	9	11	2	16	4	20	1
Fondling	136	64	138	80	130	44	130	50	119	38
Aggravated Assault	1,306	127	1,390	131	1,465	106	1,369	113	1,483	133
Simple Assault	3,923	773	3,191	725	2,753	427	2,677	538	2,649	636
Intimidation	251	70	265	67	263	26	247	35	313	72
Kidnapping	59	3	51	3	76	2	66	2	50	1
Incest	8	0	4	1	1	0	2	0	2	0
Statutory Rape	25	1	19	4	15	0	7	1	11	0
Human Trafficking, Commercial Sex Acts	0	0	0	0	0	0	0	0	0	0
Human Trafficking, Involuntary Servitude	0	0	0	0	0	0	0	0	0	0
Robbery	82	21	61	13	62	7	61	4	43	24
Burglary/Breaking and Entering	702	160	562	131	518	116	487	88	533	143
Larceny/Theft Offenses	3,345	834	2,982	717	2,267	444	1,734	382	1,897	493
Motor Vehicle Theft	134	52	134	52	117	39	118	60	102	39
Arson	28	29	12	39	30	13	25	16	35	7
Destruction Of Property	563	272	505	278	573	196	507	216	500	255
Counterfeiting/Forgery	111	5	85	3	61	0	61	1	72	3
Fraud Offenses	290	30	253	31	363	33	340	26	361	27
Embezzlement	36	7	26	6	24	1	29	1	25	4
Extortion/Blackmail	4	1	3	0	3	1	1	0	1	0
Bribery	0	0	0	0	0	0	1	0	2	0
Stolen Property Offenses	207	16	145	14	189	13	160	12	149	28
Drug/Narcotic Violations	10,385	1,066	9,854	958	8,856	570	9,841	695	9,445	843
Drug Equipment Violations	2,963	312	2,691	224	2,445	177	2,187	154	2,317	185
Gambling Offenses	0	0	0	0	0	0	0	0	0	0
Pornography/Obscene Material	26	30	43	31	40	19	17	17	23	33
Prostitution Offenses	10	1	13	0	11	0	16	0	11	0
Weapons Law Violations	212	102	195	98	241	41	253	73	307	125
Animal Cruelty	1	0	5	1	6	4	15	0	29	2
Curfew/Loitering/Vagrancy Violations	13	112	12	98	6	90	5	97	4	121
Disorderly Conduct	1,284	179	1,249	276	1,362	164	1,237	225	1,200	303
DUI	7,830	100	8,002	82	6,827	92	7,308	93	7,632	96
Family Offenses, Nonviolent	682	8	582	14	511	6	493	12	493	5
Liquor Law Violations	868	235	1,011	223	783	165	854	162	879	199
Trespass of Real Property	775	83	625	84	666	56	651	26	633	42
All Other Offenses	18,464	1,822	17,059	1,823	12,241	1,147	14,170	1,389	14,431	1,636
<b>Total</b>	<b>54,844</b>	<b>6,563</b>	<b>51,298</b>	<b>6,253</b>	<b>43,020</b>	<b>4,029</b>	<b>45,195</b>	<b>4,515</b>	<b>45,886</b>	<b>5,507</b>
<b>Total Arrests</b>		<b>61,407</b>		<b>57,551</b>		<b>47,049</b>		<b>49,710</b>		<b>51,393</b>