

Agency 2023 Crime Report

MOUNTAIN HOME Police Department

Population: 16,689

County: Elmore

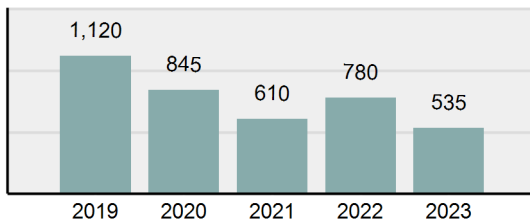
Offense Overview

- Offense total 535
- % change from 2022 **-31.41%**
- # of cleared offenses 287
- Percent cleared 53.64%
- Group "A" crime rate per 100,000 population 3,205.70
- Summary-based reporting crime rate per 100,000 populated is calculated for other state crime comparisons only 844.87

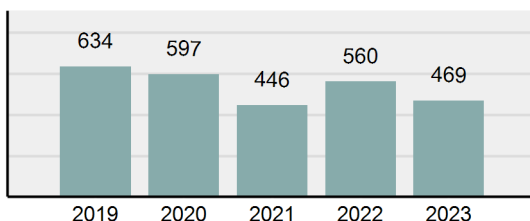
Arrest Overview

- Arrest total 469
- % change from 2022 **-16.25%**
- Adult arrest total 428
- Juvenile arrest total 41
- Arrest rate per 100,000 population 2,810.23

Total Offenses - 5 year trend



Total Arrests - 5 year trend



Group "A" Offenses	Offenses		Arrests	
	# Reported	# Cleared	Adult	Juvenile
Murder	0	0	0	0
Negligent Manslaughter	0	0	0	0
Rape	11	5	2	0
Sodomy	1	0	0	0
Sexual Assault w/Obj	0	0	0	0
Fondling	22	6	3	0
Aggravated Assault	32	19	14	1
Simple Assault	51	23	19	4
Intimidation	19	5	1	0
Kidnapping	1	0	0	0
Incest	0	0	0	0
Statutory Rape	3	3	3	0
Human Trafficking, Commercial Sex Acts	0	0	0	0
Human Trafficking, Involuntary Servitude	0	0	0	0
Robbery	1	0	0	0
Burglary/Breaking and Entering	6	1	1	0
Larceny/Theft Offenses	78	14	12	0
Motor Vehicle Theft	13	1	1	0
Arson	0	0	0	0
Destruction Of Property	45	5	3	0
Counterfeiting/Forgery	5	2	2	0
Fraud Offenses	24	2	1	0
Embezzlement	0	0	0	0
Extortion/Blackmail	0	0	0	0
Bribery	0	0	0	0
Stolen Property Offenses	1	1	1	0
Drug/Narcotic Violations	111	100	98	2
Drug Equipment Violations	100	94	9	0
Gambling Offenses	0	0	0	0
Pornography/Obscene Material	4	1	0	0
Prostitution Offenses	0	0	0	0
Weapons Law Violations	7	5	1	0
Animal Cruelty	0	0	0	0
Total Group "A"	535	287	171	7

Group "B" Arrests	Arrests	
	Adult	Juvenile
Curfew/Loitering/Vagrancy Violations	0	4
Disorderly Conduct	4	0
DUI	71	0
Family Offenses, Nonviolent	5	0
Liquor Law Violations	1	3
Trespass of Real Property	2	0
All Other Offenses	174	27
Total Group "B"	257	34

Agency 2023 Crime Report

ELMORE County Sheriff's Office

Population: 12,771

County: Elmore

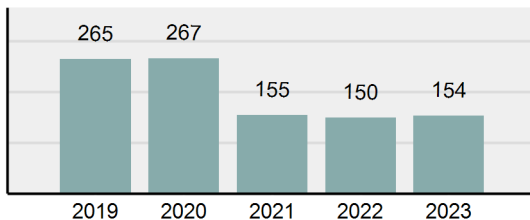
Offense Overview

- Offense total 154
- % change from 2022 **2.67%**
- # of cleared offenses 85
- Percent cleared 55.19%
- Group "A" crime rate per 100,000 population 1,205.86
- Summary-based reporting crime rate per 100,000 populated is calculated for other state crime comparisons only 391.51

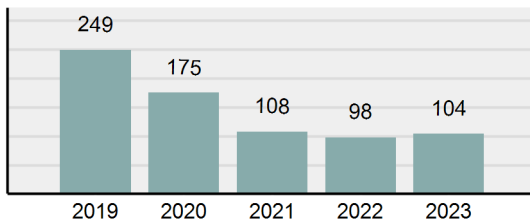
Arrest Overview

- Arrest total 104
- % change from 2022 **6.12%**
- Adult arrest total 102
- Juvenile arrest total 2
- Arrest rate per 100,000 population 814.35

Total Offenses - 5 year trend



Total Arrests - 5 year trend



Group "A" Offenses	Offenses		Arrests	
	# Reported	# Cleared	Adult	Juvenile
Murder	0	0	0	0
Negligent Manslaughter	0	0	0	0
Rape	3	0	0	0
Sodomy	0	0	0	0
Sexual Assault w/Obj	0	0	0	0
Fondling	3	0	0	0
Aggravated Assault	21	9	8	0
Simple Assault	17	8	4	0
Intimidation	3	2	1	0
Kidnapping	1	0	0	0
Incest	0	0	0	0
Statutory Rape	0	0	0	0
Human Trafficking, Commercial Sex Acts	0	0	0	0
Human Trafficking, Involuntary Servitude	0	0	0	0
Robbery	0	0	0	0
Burglary/Breaking and Entering	6	1	3	0
Larceny/Theft Offenses	16	2	2	0
Motor Vehicle Theft	3	0	0	0
Arson	1	0	0	0
Destruction Of Property	1	0	0	0
Counterfeiting/Forgery	2	0	0	0
Fraud Offenses	4	0	0	0
Embezzlement	0	0	0	0
Extortion/Blackmail	0	0	0	0
Bribery	0	0	0	0
Stolen Property Offenses	5	3	3	0
Drug/Narcotic Violations	35	31	33	1
Drug Equipment Violations	31	28	1	0
Gambling Offenses	0	0	0	0
Pornography/Obscene Material	0	0	0	0
Prostitution Offenses	0	0	0	0
Weapons Law Violations	2	1	0	0
Animal Cruelty	0	0	0	0
Total Group "A"	154	85	55	1

Group "B" Arrests	Arrests	
	Adult	Juvenile
Curfew/Loitering/Vagrancy Violations	0	0
Disorderly Conduct	1	0
DUI	30	1
Family Offenses, Nonviolent	2	0
Liquor Law Violations	3	0
Trespass of Real Property	1	0
All Other Offenses	10	0
Total Group "B"	47	1

Agency 2023 Crime Report

Elmore County Total

Population: 29,460

County: Elmore

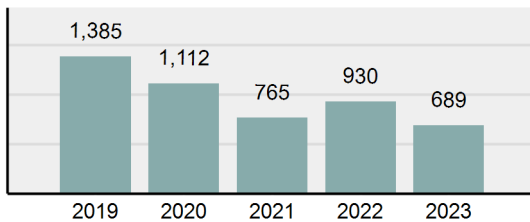
Offense Overview

- Offense total 689
- % change from 2022 **-25.91%**
- # of cleared offenses 372
- Percent cleared 53.99%
- Group "A" crime rate per 100,000 population 2,338.76
- Summary-based reporting crime rate per 100,000 populated is calculated for other state crime comparisons only 648.34

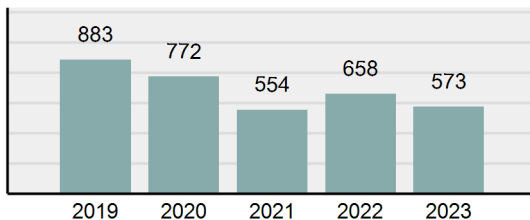
Arrest Overview

- Arrest total 573
- % change from 2022 **-12.92%**
- Adult arrest total 530
- Juvenile arrest total 43
- Arrest rate per 100,000 population 1,945.01

Total Offenses - 5 year trend



Total Arrests - 5 year trend



Group "A" Offenses	Offenses		Arrests	
	# Reported	# Cleared	Adult	Juvenile
Murder	0	0	0	0
Negligent Manslaughter	0	0	0	0
Rape	14	5	2	0
Sodomy	1	0	0	0
Sexual Assault w/Obj	0	0	0	0
Fondling	25	6	3	0
Aggravated Assault	53	28	22	1
Simple Assault	68	31	23	4
Intimidation	22	7	2	0
Kidnapping	2	0	0	0
Incest	0	0	0	0
Statutory Rape	3	3	3	0
Human Trafficking, Commercial Sex Acts	0	0	0	0
Human Trafficking, Involuntary Servitude	0	0	0	0
Robbery	1	0	0	0
Burglary/Breaking and Entering	12	2	4	0
Larceny/Theft Offenses	94	16	14	0
Motor Vehicle Theft	16	1	1	0
Arson	1	0	0	0
Destruction Of Property	46	5	3	0
Counterfeiting/Forgery	7	2	2	0
Fraud Offenses	28	2	1	0
Embezzlement	0	0	0	0
Extortion/Blackmail	0	0	0	0
Bribery	0	0	0	0
Stolen Property Offenses	6	4	4	0
Drug/Narcotic Violations	146	131	131	3
Drug Equipment Violations	131	122	10	0
Gambling Offenses	0	0	0	0
Pornography/Obscene Material	4	1	0	0
Prostitution Offenses	0	0	0	0
Weapons Law Violations	9	6	1	0
Animal Cruelty	0	0	0	0
Total Group "A"	689	372	226	8

Group "B" Arrests	Arrests	
	Adult	Juvenile
Curfew/Loitering/Vagrancy Violations	0	4
Disorderly Conduct	5	0
DUI	101	1
Family Offenses, Nonviolent	7	0
Liquor Law Violations	4	3
Trespass of Real Property	3	0
All Other Offenses	184	27
Total Group "B"	304	35