

# Agency 2023 Crime Report

## PRESTON Police Department

Population: 6,186

County: Franklin

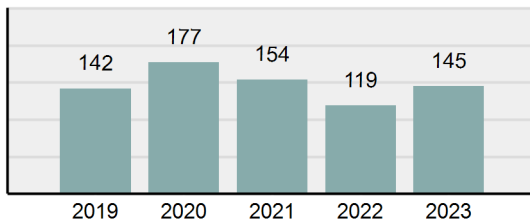
### Offense Overview

- Offense total 145
- % change from 2022 **21.85%**
- # of cleared offenses 27
- Percent cleared 18.62%
- Group "A" crime rate per 100,000 population 2,344.00
- Summary-based reporting crime rate per 100,000 populated is calculated for other state crime comparisons only 614.29

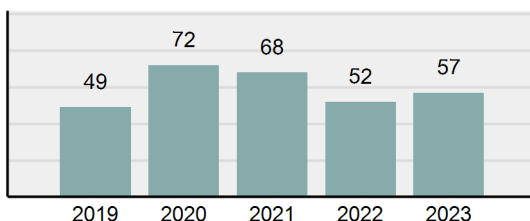
### Arrest Overview

- Arrest total 57
- % change from 2022 **9.62%**
- Adult arrest total 52
- Juvenile arrest total 5
- Arrest rate per 100,000 population 921.44

**Total Offenses - 5 year trend**



**Total Arrests - 5 year trend**



Group "A" Offenses	Offenses		Arrests	
	# Reported	# Cleared	Adult	Juvenile
Murder	0	0	0	0
Negligent Manslaughter	0	0	0	0
Rape	1	0	0	0
Sodomy	0	0	0	0
Sexual Assault w/Obj	0	0	0	0
Fondling	0	0	0	0
Aggravated Assault	6	0	0	0
Simple Assault	17	0	0	0
Intimidation	3	0	0	0
Kidnapping	0	0	0	0
Incest	0	0	0	0
Statutory Rape	0	0	0	0
Human Trafficking, Commercial Sex Acts	0	0	0	0
Human Trafficking, Involuntary Servitude	0	0	0	0
Robbery	3	0	0	0
Burglary/Breaking and Entering	2	0	0	0
Larceny/Theft Offenses	26	0	0	0
Motor Vehicle Theft	0	0	0	0
Arson	0	0	0	0
Destruction Of Property	18	0	0	0
Counterfeiting/Forgery	3	0	0	0
Fraud Offenses	8	1	1	0
Embezzlement	0	0	0	0
Extortion/Blackmail	0	0	0	0
Bribery	0	0	0	0
Stolen Property Offenses	0	0	0	0
Drug/Narcotic Violations	32	14	21	0
Drug Equipment Violations	24	12	0	0
Gambling Offenses	0	0	0	0
Pornography/Obscene Material	2	0	0	0
Prostitution Offenses	0	0	0	0
Weapons Law Violations	0	0	0	0
Animal Cruelty	0	0	0	0
<b>Total Group "A"</b>	<b>145</b>	<b>27</b>	<b>22</b>	<b>0</b>

Group "B" Arrests	Arrests	
	Adult	Juvenile
Curfew/Loitering/Vagrancy Violations	0	0
Disorderly Conduct	0	0
DUI	13	0
Family Offenses, Nonviolent	0	0
Liquor Law Violations	5	5
Trespass of Real Property	1	0
All Other Offenses	11	0
<b>Total Group "B"</b>	<b>30</b>	<b>5</b>

# Agency 2023 Crime Report

## FRANKLIN County Sheriff's Office

Population: 9,310

County: Franklin

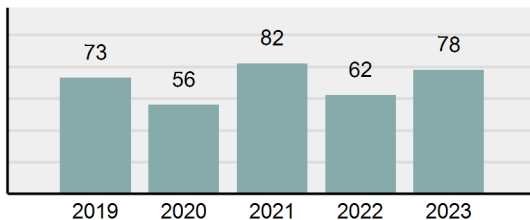
### Offense Overview

• Offense total	78
• % change from 2022	25.81%
• # of cleared offenses	21
• Percent cleared	26.92%
• Group "A" crime rate per 100,000 population	837.81
• Summary-based reporting crime rate per 100,000 populated is calculated for other state crime comparisons only	193.34

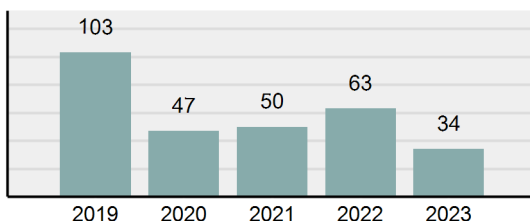
### Arrest Overview

• Arrest total	34
• % change from 2022	-46.03%
• Adult arrest total	32
• Juvenile arrest total	2
• Arrest rate per 100,000 population	365.20

Total Offenses - 5 year trend



Total Arrests - 5 year trend



Group "A" Offenses	Offenses		Arrests	
	# Reported	# Cleared	Adult	Juvenile
Murder	0	0	0	0
Negligent Manslaughter	0	0	0	0
Rape	0	0	0	0
Sodomy	0	0	0	0
Sexual Assault w/Obj	0	0	0	0
Fondling	0	0	0	0
Aggravated Assault	0	0	0	0
Simple Assault	17	6	4	1
Intimidation	2	0	0	0
Kidnapping	0	0	0	0
Incest	0	0	0	0
Statutory Rape	0	0	0	0
Human Trafficking, Commercial Sex Acts	0	0	0	0
Human Trafficking, Involuntary Servitude	0	0	0	0
Robbery	0	0	0	0
Burglary/Breaking and Entering	0	0	0	0
Larceny/Theft Offenses	16	3	2	1
Motor Vehicle Theft	2	0	0	0
Arson	0	0	0	0
Destruction Of Property	8	0	0	0
Counterfeiting/Forgery	0	0	0	0
Fraud Offenses	17	0	0	0
Embezzlement	1	0	0	0
Extortion/Blackmail	0	0	0	0
Bribery	0	0	0	0
Stolen Property Offenses	0	0	0	0
Drug/Narcotic Violations	7	5	5	0
Drug Equipment Violations	5	5	2	0
Gambling Offenses	0	0	0	0
Pornography/Obscene Material	0	0	0	0
Prostitution Offenses	0	0	0	0
Weapons Law Violations	3	2	1	0
Animal Cruelty	0	0	0	0
<b>Total Group "A"</b>	<b>78</b>	<b>21</b>	<b>14</b>	<b>2</b>

Group "B" Arrests	Arrests	
	Adult	Juvenile
Curfew/Loitering/Vagrancy Violations	0	0
Disorderly Conduct	1	0
DUI	4	0
Family Offenses, Nonviolent	0	0
Liquor Law Violations	2	0
Trespass of Real Property	1	0
All Other Offenses	10	0
<b>Total Group "B"</b>	<b>18</b>	<b>0</b>

# Agency 2023 Crime Report

## Franklin County Total

Population: 15,496

County: Franklin

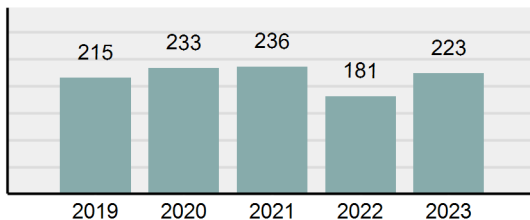
### Offense Overview

- Offense total 223
- % change from 2022 **23.2%**
- # of cleared offenses 48
- Percent cleared 21.52%
- Group "A" crime rate per 100,000 population 1,439.08
- Summary-based reporting crime rate per 100,000 populated is calculated for other state crime comparisons only 361.38

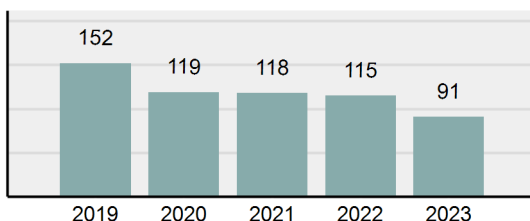
### Arrest Overview

- Arrest total 91
- % change from 2022 **-20.87%**
- Adult arrest total 84
- Juvenile arrest total 7
- Arrest rate per 100,000 population 587.25

**Total Offenses - 5 year trend**



**Total Arrests - 5 year trend**



Group "A" Offenses	Offenses		Arrests	
	# Reported	# Cleared	Adult	Juvenile
Murder	0	0	0	0
Negligent Manslaughter	0	0	0	0
Rape	1	0	0	0
Sodomy	0	0	0	0
Sexual Assault w/Obj	0	0	0	0
Fondling	0	0	0	0
Aggravated Assault	6	0	0	0
Simple Assault	34	6	4	1
Intimidation	5	0	0	0
Kidnapping	0	0	0	0
Incest	0	0	0	0
Statutory Rape	0	0	0	0
Human Trafficking, Commercial Sex Acts	0	0	0	0
Human Trafficking, Involuntary Servitude	0	0	0	0
Robbery	3	0	0	0
Burglary/Breaking and Entering	2	0	0	0
Larceny/Theft Offenses	42	3	2	1
Motor Vehicle Theft	2	0	0	0
Arson	0	0	0	0
Destruction Of Property	26	0	0	0
Counterfeiting/Forgery	3	0	0	0
Fraud Offenses	25	1	1	0
Embezzlement	1	0	0	0
Extortion/Blackmail	0	0	0	0
Bribery	0	0	0	0
Stolen Property Offenses	0	0	0	0
Drug/Narcotic Violations	39	19	26	0
Drug Equipment Violations	29	17	2	0
Gambling Offenses	0	0	0	0
Pornography/Obscene Material	2	0	0	0
Prostitution Offenses	0	0	0	0
Weapons Law Violations	3	2	1	0
Animal Cruelty	0	0	0	0
<b>Total Group "A"</b>	<b>223</b>	<b>48</b>	<b>36</b>	<b>2</b>

Group "B" Arrests	Arrests	
	Adult	Juvenile
Curfew/Loitering/Vagrancy Violations	0	0
Disorderly Conduct	1	0
DUI	17	0
Family Offenses, Nonviolent	0	0
Liquor Law Violations	7	5
Trespass of Real Property	2	0
All Other Offenses	21	0
<b>Total Group "B"</b>	<b>48</b>	<b>5</b>