

Agency 2023 Crime Report

ASHTON Police Department

Population: 971

County: Fremont

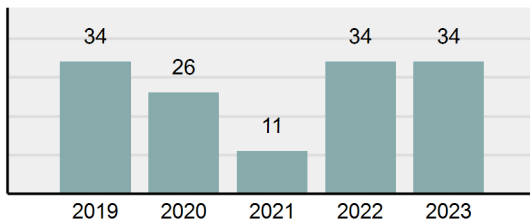
Offense Overview

- Offense total 34
- % change from 2022 0%
- # of cleared offenses 23
- Percent cleared 67.65%
- Group "A" crime rate per 100,000 population 3,501.54
- Summary-based reporting crime rate per 100,000 populated is calculated for other state crime comparisons only 411.95

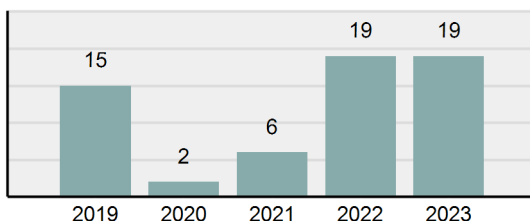
Arrest Overview

- Arrest total 19
- % change from 2022 0%
- Adult arrest total 19
- Juvenile arrest total 0
- Arrest rate per 100,000 population 1,956.75

Total Offenses - 5 year trend



Total Arrests - 5 year trend



Group "A" Offenses	Offenses		Arrests	
	# Reported	# Cleared	Adult	Juvenile
Murder	0	0	0	0
Negligent Manslaughter	0	0	0	0
Rape	0	0	0	0
Sodomy	0	0	0	0
Sexual Assault w/Obj	0	0	0	0
Fondling	0	0	0	0
Aggravated Assault	0	0	0	0
Simple Assault	3	3	1	0
Intimidation	0	0	0	0
Kidnapping	0	0	0	0
Incest	0	0	0	0
Statutory Rape	0	0	0	0
Human Trafficking, Commercial Sex Acts	0	0	0	0
Human Trafficking, Involuntary Servitude	0	0	0	0
Robbery	0	0	0	0
Burglary/Breaking and Entering	0	0	0	0
Larceny/Theft Offenses	4	1	0	0
Motor Vehicle Theft	0	0	0	0
Arson	0	0	0	0
Destruction Of Property	2	0	0	0
Counterfeiting/Forgery	1	0	0	0
Fraud Offenses	3	0	0	0
Embezzlement	0	0	0	0
Extortion/Blackmail	0	0	0	0
Bribery	0	0	0	0
Stolen Property Offenses	0	0	0	0
Drug/Narcotic Violations	11	10	9	0
Drug Equipment Violations	10	9	2	0
Gambling Offenses	0	0	0	0
Pornography/Obscene Material	0	0	0	0
Prostitution Offenses	0	0	0	0
Weapons Law Violations	0	0	0	0
Animal Cruelty	0	0	0	0
Total Group "A"	34	23	12	0

Group "B" Arrests	Arrests	
	Adult	Juvenile
Curfew/Loitering/Vagrancy Violations	0	0
Disorderly Conduct	0	0
DUI	0	0
Family Offenses, Nonviolent	2	0
Liquor Law Violations	0	0
Trespass of Real Property	0	0
All Other Offenses	5	0
Total Group "B"	7	0

Agency 2023 Crime Report

ST. ANTHONY Police Department

Population: 3,954

County: Fremont

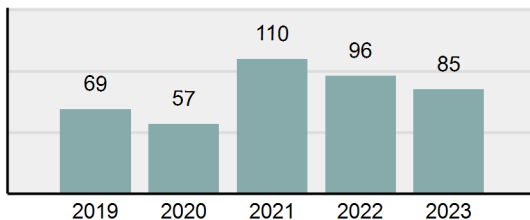
Offense Overview

- Offense total 85
- % change from 2022 **-11.46%**
- # of cleared offenses 70
- Percent cleared 82.35%
- Group "A" crime rate per 100,000 population 2,149.72
- Summary-based reporting crime rate per 100,000 populated is calculated for other state crime comparisons only 505.82

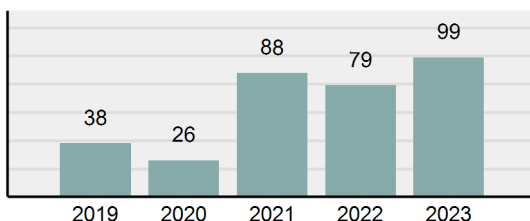
Arrest Overview

- Arrest total 99
- % change from 2022 **25.32%**
- Adult arrest total 95
- Juvenile arrest total 4
- Arrest rate per 100,000 population 2,503.79

Total Offenses - 5 year trend



Total Arrests - 5 year trend



Group "A" Offenses	Offenses		Arrests	
	# Reported	# Cleared	Adult	Juvenile
Murder	0	0	0	0
Negligent Manslaughter	0	0	0	0
Rape	0	0	0	0
Sodomy	0	0	0	0
Sexual Assault w/Obj	1	1	1	0
Fondling	0	0	0	0
Aggravated Assault	1	1	1	0
Simple Assault	0	0	0	0
Intimidation	0	0	0	0
Kidnapping	0	0	0	0
Incest	0	0	0	0
Statutory Rape	0	0	0	0
Human Trafficking, Commercial Sex Acts	0	0	0	0
Human Trafficking, Involuntary Servitude	0	0	0	0
Robbery	0	0	0	0
Burglary/Breaking and Entering	2	2	1	2
Larceny/Theft Offenses	15	10	5	0
Motor Vehicle Theft	2	2	0	0
Arson	0	0	0	0
Destruction Of Property	7	4	2	0
Counterfeiting/Forgery	1	1	1	0
Fraud Offenses	4	1	1	0
Embezzlement	0	0	0	0
Extortion/Blackmail	0	0	0	0
Bribery	0	0	0	0
Stolen Property Offenses	0	0	0	0
Drug/Narcotic Violations	29	27	26	0
Drug Equipment Violations	23	21	5	0
Gambling Offenses	0	0	0	0
Pornography/Obscene Material	0	0	0	0
Prostitution Offenses	0	0	0	0
Weapons Law Violations	0	0	0	0
Animal Cruelty	0	0	0	0
Total Group "A"	85	70	43	2

Group "B" Arrests	Arrests	
	Adult	Juvenile
Curfew/Loitering/Vagrancy Violations	0	0
Disorderly Conduct	0	0
DUI	26	0
Family Offenses, Nonviolent	1	0
Liquor Law Violations	3	1
Trespass of Real Property	2	0
All Other Offenses	20	1
Total Group "B"	52	2

Agency 2023 Crime Report

FREMONT County Sheriff's Office

Population: 9,192

County: Fremont

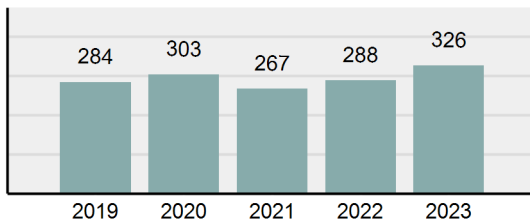
Offense Overview

- Offense total 326
- % change from 2022 **13.19%**
- # of cleared offenses 226
- Percent cleared 69.33%
- Group "A" crime rate per 100,000 population 3,546.56
- Summary-based reporting crime rate per 100,000 populated is calculated for other state crime comparisons only 696.26

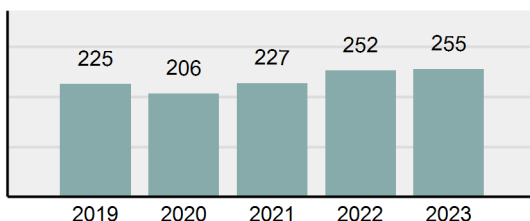
Arrest Overview

- Arrest total 255
- % change from 2022 **1.19%**
- Adult arrest total 228
- Juvenile arrest total 27
- Arrest rate per 100,000 population 2,774.15

Total Offenses - 5 year trend



Total Arrests - 5 year trend



Group "A" Offenses	Offenses		Arrests	
	# Reported	# Cleared	Adult	Juvenile
Murder	0	0	0	0
Negligent Manslaughter	0	0	0	0
Rape	3	3	1	0
Sodomy	0	0	0	0
Sexual Assault w/Obj	0	0	0	0
Fondling	1	1	1	0
Aggravated Assault	13	9	8	0
Simple Assault	38	25	9	9
Intimidation	1	1	2	0
Kidnapping	0	0	0	0
Incest	0	0	0	0
Statutory Rape	0	0	0	0
Human Trafficking, Commercial Sex Acts	0	0	0	0
Human Trafficking, Involuntary Servitude	0	0	0	0
Robbery	0	0	0	0
Burglary/Breaking and Entering	7	3	3	0
Larceny/Theft Offenses	34	9	2	2
Motor Vehicle Theft	7	2	2	0
Arson	0	0	0	0
Destruction Of Property	25	6	3	3
Counterfeiting/Forgery	0	0	0	0
Fraud Offenses	9	1	0	1
Embezzlement	0	0	0	0
Extortion/Blackmail	0	0	0	0
Bribery	0	0	0	0
Stolen Property Offenses	3	3	1	0
Drug/Narcotic Violations	99	85	75	1
Drug Equipment Violations	77	71	10	1
Gambling Offenses	0	0	0	0
Pornography/Obscene Material	3	2	0	3
Prostitution Offenses	0	0	0	0
Weapons Law Violations	6	5	2	1
Animal Cruelty	0	0	0	0
Total Group "A"	326	226	119	21

Group "B" Arrests	Arrests	
	Adult	Juvenile
Curfew/Loitering/Vagrancy Violations	0	0
Disorderly Conduct	0	0
DUI	57	1
Family Offenses, Nonviolent	1	0
Liquor Law Violations	5	0
Trespass of Real Property	1	0
All Other Offenses	45	5
Total Group "B"	109	6

Agency 2023 Crime Report

Fremont County Total

Population: 14,117

County: Fremont

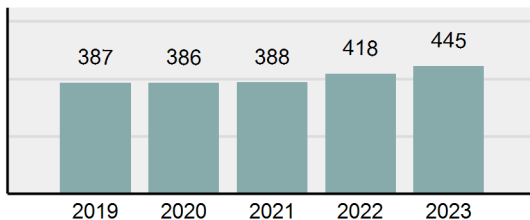
Offense Overview

- Offense total 445
- % change from 2022 **6.46%**
- # of cleared offenses 319
- Percent cleared 71.69%
- Group "A" crime rate per 100,000 population 3,152.23
- Summary-based reporting crime rate per 100,000 populated is calculated for other state crime comparisons only 623.36

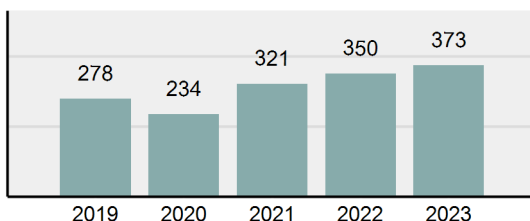
Arrest Overview

- Arrest total 373
- % change from 2022 **6.57%**
- Adult arrest total 342
- Juvenile arrest total 31
- Arrest rate per 100,000 population 2,642.20

Total Offenses - 5 year trend



Total Arrests - 5 year trend



Group "A" Offenses	Offenses		Arrests	
	# Reported	# Cleared	Adult	Juvenile
Murder	0	0	0	0
Negligent Manslaughter	0	0	0	0
Rape	3	3	1	0
Sodomy	0	0	0	0
Sexual Assault w/Obj	1	1	1	0
Fondling	1	1	1	0
Aggravated Assault	14	10	9	0
Simple Assault	41	28	10	9
Intimidation	1	1	2	0
Kidnapping	0	0	0	0
Incest	0	0	0	0
Statutory Rape	0	0	0	0
Human Trafficking, Commercial Sex Acts	0	0	0	0
Human Trafficking, Involuntary Servitude	0	0	0	0
Robbery	0	0	0	0
Burglary/Breaking and Entering	9	5	4	2
Larceny/Theft Offenses	53	20	7	2
Motor Vehicle Theft	9	4	2	0
Arson	0	0	0	0
Destruction Of Property	34	10	5	3
Counterfeiting/Forgery	2	1	1	0
Fraud Offenses	16	2	1	1
Embezzlement	0	0	0	0
Extortion/Blackmail	0	0	0	0
Bribery	0	0	0	0
Stolen Property Offenses	3	3	1	0
Drug/Narcotic Violations	139	122	110	1
Drug Equipment Violations	110	101	17	1
Gambling Offenses	0	0	0	0
Pornography/Obscene Material	3	2	0	3
Prostitution Offenses	0	0	0	0
Weapons Law Violations	6	5	2	1
Animal Cruelty	0	0	0	0
Total Group "A"	445	319	174	23

Group "B" Arrests	Arrests	
	Adult	Juvenile
Curfew/Loitering/Vagrancy Violations	0	0
Disorderly Conduct	0	0
DUI	83	1
Family Offenses, Nonviolent	4	0
Liquor Law Violations	8	1
Trespass of Real Property	3	0
All Other Offenses	70	6
Total Group "B"	168	8