

Agency 2023 Crime Report

GRANGEVILLE Police Department

Population: 3,667

County: Idaho

Offense Overview

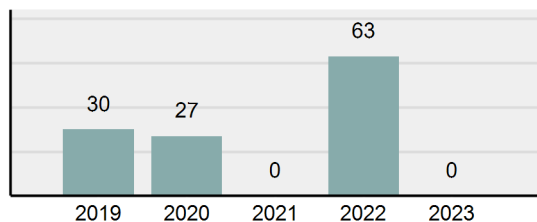
Offense total	0*
% change from 2022	-100%
# of cleared offenses	0
Percent cleared	0
Group "A" crime rate per 100,000 population	0.00
Summary-based reporting crime rate per 100,000 populated is calculated for other state crime comparisons only	0.00

Arrest Overview

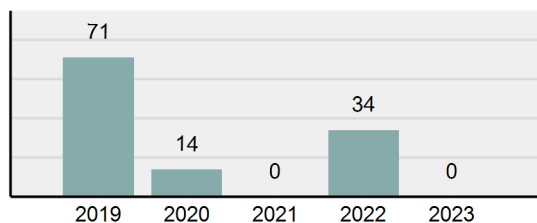
Arrest total	0*
% change from 2022	-100%
Adult arrest total	0
Juvenile arrest total	0
Arrest rate per 100,000 population	0.00

* Grangeville Police Department reported no crime or arrests for 2023

Total Offenses - 5 year trend



Total Arrests - 5 year trend



Group "A" Offenses	Offenses		Arrests	
	# Reported	# Cleared	Adult	Juvenile
Murder	0	0	0	0
Negligent Manslaughter	0	0	0	0
Rape	0	0	0	0
Sodomy	0	0	0	0
Sexual Assault w/Obj	0	0	0	0
Fondling	0	0	0	0
Aggravated Assault	0	0	0	0
Simple Assault	0	0	0	0
Intimidation	0	0	0	0
Kidnapping	0	0	0	0
Incest	0	0	0	0
Statutory Rape	0	0	0	0
Human Trafficking, Commercial Sex Acts	0	0	0	0
Human Trafficking, Involuntary Servitude	0	0	0	0
Robbery	0	0	0	0
Burglary/Breaking and Entering	0	0	0	0
Larceny/Theft Offenses	0	0	0	0
Motor Vehicle Theft	0	0	0	0
Arson	0	0	0	0
Destruction Of Property	0	0	0	0
Counterfeiting/Forgery	0	0	0	0
Fraud Offenses	0	0	0	0
Embezzlement	0	0	0	0
Extortion/Blackmail	0	0	0	0
Bribery	0	0	0	0
Stolen Property Offenses	0	0	0	0
Drug/Narcotic Violations	0	0	0	0
Drug Equipment Violations	0	0	0	0
Gambling Offenses	0	0	0	0
Pornography/Obscene Material	0	0	0	0
Prostitution Offenses	0	0	0	0
Weapons Law Violations	0	0	0	0
Animal Cruelty	0	0	0	0
Total Group "A"	0	0	0	0

Group "B" Arrests	Arrests	
	Adult	Juvenile
Curfew/Loitering/Vagrancy Violations	0	0
Disorderly Conduct	0	0
DUI	0	0
Family Offenses, Nonviolent	0	0
Liquor Law Violations	0	0
Trespass of Real Property	0	0
All Other Offenses	0	0
Total Group "B"	0	0

Agency 2023 Crime Report

IDAHO County Sheriff's Office

Population: 13,353

County: Idaho

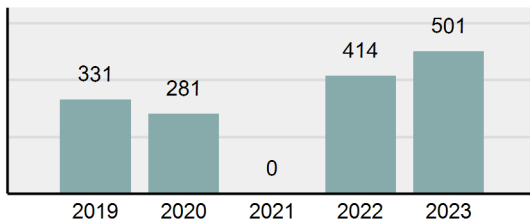
Offense Overview

- Offense total 501
- % change from 2022 **21.01%**
- # of cleared offenses 463
- Percent cleared 92.42%
- Group "A" crime rate per 100,000 population 3,751.97
- Summary-based reporting crime rate per 100,000 populated is calculated for other state crime comparisons only 516.74

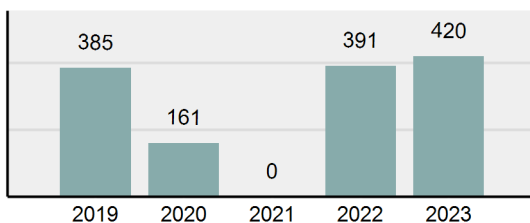
Arrest Overview

- Arrest total 420
- % change from 2022 **7.42%**
- Adult arrest total 413
- Juvenile arrest total 7
- Arrest rate per 100,000 population 3,145.36

Total Offenses - 5 year trend



Total Arrests - 5 year trend



Group "A" Offenses	Offenses		Arrests	
	# Reported	# Cleared	Adult	Juvenile
Murder	0	0	0	0
Negligent Manslaughter	0	0	0	0
Rape	2	2	1	1
Sodomy	1	1	0	0
Sexual Assault w/Obj	0	0	0	0
Fondling	3	3	3	0
Aggravated Assault	34	32	30	0
Simple Assault	33	27	14	0
Intimidation	3	3	2	0
Kidnapping	1	1	1	0
Incest	0	0	0	0
Statutory Rape	0	0	1	0
Human Trafficking, Commercial Sex Acts	0	0	0	0
Human Trafficking, Involuntary Servitude	0	0	0	0
Robbery	0	0	0	0
Burglary/Breaking and Entering	13	7	7	1
Larceny/Theft Offenses	11	4	3	0
Motor Vehicle Theft	9	3	2	0
Arson	0	0	0	0
Destruction Of Property	21	16	8	0
Counterfeiting/Forgery	0	0	0	0
Fraud Offenses	5	2	1	0
Embezzlement	0	0	0	0
Extortion/Blackmail	0	0	0	0
Bribery	0	0	0	0
Stolen Property Offenses	1	1	1	0
Drug/Narcotic Violations	180	179	184	0
Drug Equipment Violations	177	176	22	0
Gambling Offenses	0	0	0	0
Pornography/Obscene Material	2	1	1	0
Prostitution Offenses	0	0	0	0
Weapons Law Violations	5	5	2	0
Animal Cruelty	0	0	0	0
Total Group "A"	501	463	283	2

Group "B" Arrests	Arrests	
	Adult	Juvenile
Curfew/Loitering/Vagrancy Violations	0	0
Disorderly Conduct	8	0
DUI	55	4
Family Offenses, Nonviolent	0	0
Liquor Law Violations	13	0
Trespass of Real Property	5	0
All Other Offenses	49	1
Total Group "B"	130	5

Agency 2023 Crime Report

Idaho County Total

Population: 17,020

County: Idaho

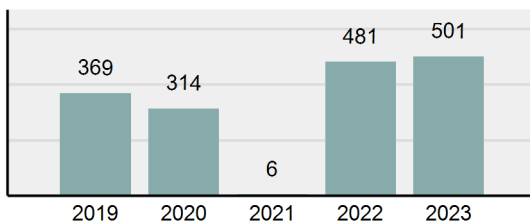
Offense Overview

- Offense total 501
- % change from 2022 **4.16%**
- # of cleared offenses 463
- Percent cleared 92.42%
- Group "A" crime rate per 100,000 population 2,943.60
- Summary-based reporting crime rate per 100,000 populated is calculated for other state crime comparisons only 405.41

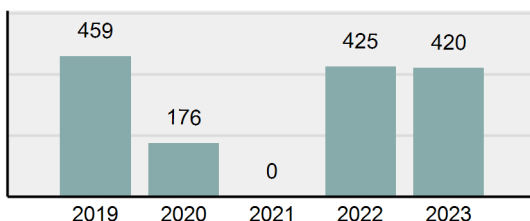
Arrest Overview

- Arrest total 420
- % change from 2022 **-1.18%**
- Adult arrest total 413
- Juvenile arrest total 7
- Arrest rate per 100,000 population 2,467.69

Total Offenses - 5 year trend



Total Arrests - 5 year trend



Group "A" Offenses	Offenses		Arrests	
	# Reported	# Cleared	Adult	Juvenile
Murder	0	0	0	0
Negligent Manslaughter	0	0	0	0
Rape	2	2	1	1
Sodomy	1	1	0	0
Sexual Assault w/Obj	0	0	0	0
Fondling	3	3	3	0
Aggravated Assault	34	32	30	0
Simple Assault	33	27	14	0
Intimidation	3	3	2	0
Kidnapping	1	1	1	0
Incest	0	0	0	0
Statutory Rape	0	0	1	0
Human Trafficking, Commercial Sex Acts	0	0	0	0
Human Trafficking, Involuntary Servitude	0	0	0	0
Robbery	0	0	0	0
Burglary/Breaking and Entering	13	7	7	1
Larceny/Theft Offenses	11	4	3	0
Motor Vehicle Theft	9	3	2	0
Arson	0	0	0	0
Destruction Of Property	21	16	8	0
Counterfeiting/Forgery	0	0	0	0
Fraud Offenses	5	2	1	0
Embezzlement	0	0	0	0
Extortion/Blackmail	0	0	0	0
Bribery	0	0	0	0
Stolen Property Offenses	1	1	1	0
Drug/Narcotic Violations	180	179	184	0
Drug Equipment Violations	177	176	22	0
Gambling Offenses	0	0	0	0
Pornography/Obscene Material	2	1	1	0
Prostitution Offenses	0	0	0	0
Weapons Law Violations	5	5	2	0
Animal Cruelty	0	0	0	0
Total Group "A"	501	463	283	2

Group "B" Arrests	Arrests	
	Adult	Juvenile
Curfew/Loitering/Vagrancy Violations	0	0
Disorderly Conduct	8	0
DUI	55	4
Family Offenses, Nonviolent	0	0
Liquor Law Violations	13	0
Trespass of Real Property	5	0
All Other Offenses	49	1
Total Group "B"	130	5