

Agency 2023 Crime Report

JEROME Police Department

Population: 13,382

County: Jerome

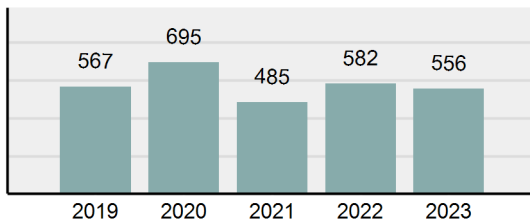
Offense Overview

- Offense total 556
- % change from 2022 **-4.47%**
- # of cleared offenses 361
- Percent cleared 64.93%
- Group "A" crime rate per 100,000 population 4,154.83
- Summary-based reporting crime rate per 100,000 populated is calculated for other state crime comparisons only 889.25

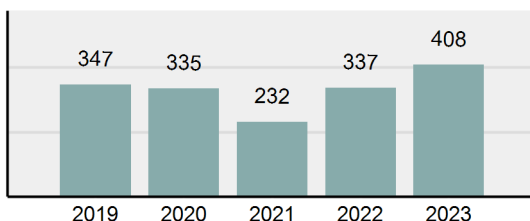
Arrest Overview

- Arrest total 408
- % change from 2022 **21.07%**
- Adult arrest total 324
- Juvenile arrest total 84
- Arrest rate per 100,000 population 3,048.87

Total Offenses - 5 year trend



Total Arrests - 5 year trend



Group "A" Offenses	Offenses		Arrests	
	# Reported	# Cleared	Adult	Juvenile
Murder	0	0	0	0
Negligent Manslaughter	0	0	0	0
Rape	1	0	0	0
Sodomy	4	3	1	1
Sexual Assault w/Obj	0	0	0	0
Fondling	6	2	0	1
Aggravated Assault	24	17	10	1
Simple Assault	58	56	15	15
Intimidation	6	5	8	0
Kidnapping	1	1	1	0
Incest	0	0	0	0
Statutory Rape	4	4	3	0
Human Trafficking, Commercial Sex Acts	0	0	0	0
Human Trafficking, Involuntary Servitude	0	0	0	0
Robbery	1	1	0	0
Burglary/Breaking and Entering	14	3	3	1
Larceny/Theft Offenses	68	34	71	13
Motor Vehicle Theft	11	2	0	2
Arson	0	0	0	0
Destruction Of Property	92	31	27	13
Counterfeiting/Forgery	6	3	1	0
Fraud Offenses	106	56	7	0
Embezzlement	7	7	1	1
Extortion/Blackmail	1	0	0	0
Bribery	0	0	0	0
Stolen Property Offenses	0	0	0	0
Drug/Narcotic Violations	75	73	50	25
Drug Equipment Violations	51	50	16	3
Gambling Offenses	0	0	0	0
Pornography/Obscene Material	3	1	1	0
Prostitution Offenses	0	0	0	0
Weapons Law Violations	16	11	6	3
Animal Cruelty	1	1	0	0
Total Group "A"	556	361	221	79

Group "B" Arrests	Arrests	
	Adult	Juvenile
Curfew/Loitering/Vagrancy Violations	0	0
Disorderly Conduct	1	1
DUI	58	2
Family Offenses, Nonviolent	2	0
Liquor Law Violations	8	0
Trespass of Real Property	3	0
All Other Offenses	31	2
Total Group "B"	103	5

Agency 2023 Crime Report

JEROME County Sheriff's Office

Population: 12,192

County: Jerome

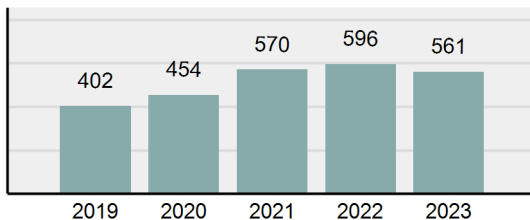
Offense Overview

- Offense total 561
- % change from 2022 **-5.87%**
- # of cleared offenses 343
- Percent cleared 61.14%
- Group "A" crime rate per 100,000 population 4,601.38
- Summary-based reporting crime rate per 100,000 populated is calculated for other state crime comparisons only 1,131.89

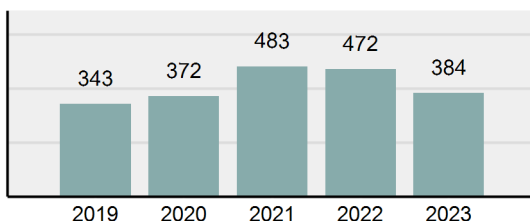
Arrest Overview

- Arrest total 384
- % change from 2022 **-18.64%**
- Adult arrest total 363
- Juvenile arrest total 21
- Arrest rate per 100,000 population 3,149.61

Total Offenses - 5 year trend



Total Arrests - 5 year trend



Group "A" Offenses	Offenses		Arrests	
	# Reported	# Cleared	Adult	Juvenile
Murder	1	0	0	0
Negligent Manslaughter	0	0	0	0
Rape	8	4	1	0
Sodomy	0	0	0	0
Sexual Assault w/Obj	0	0	0	0
Fondling	11	8	3	1
Aggravated Assault	53	37	22	1
Simple Assault	79	43	25	3
Intimidation	7	0	0	0
Kidnapping	1	0	0	0
Incest	0	0	0	0
Statutory Rape	1	0	0	0
Human Trafficking, Commercial Sex Acts	0	0	0	0
Human Trafficking, Involuntary Servitude	0	0	0	0
Robbery	2	1	1	0
Burglary/Breaking and Entering	26	2	0	0
Larceny/Theft Offenses	36	8	6	0
Motor Vehicle Theft	11	4	1	0
Arson	1	1	0	1
Destruction Of Property	38	10	4	0
Counterfeiting/Forgery	1	0	0	0
Fraud Offenses	28	3	0	0
Embezzlement	0	0	0	0
Extortion/Blackmail	1	1	0	0
Bribery	0	0	0	0
Stolen Property Offenses	1	0	0	0
Drug/Narcotic Violations	129	111	99	8
Drug Equipment Violations	104	96	11	3
Gambling Offenses	0	0	0	0
Pornography/Obscene Material	4	1	0	0
Prostitution Offenses	0	0	0	0
Weapons Law Violations	18	13	7	0
Animal Cruelty	0	0	0	0
Total Group "A"	561	343	180	17

Group "B" Arrests	Arrests	
	Adult	Juvenile
Curfew/Loitering/Vagrancy Violations	0	0
Disorderly Conduct	4	0
DUI	56	1
Family Offenses, Nonviolent	0	0
Liquor Law Violations	8	0
Trespass of Real Property	2	0
All Other Offenses	113	3
Total Group "B"	183	4

Agency 2023 Crime Report

Jerome County Total

Population: 25,574

County: Jerome

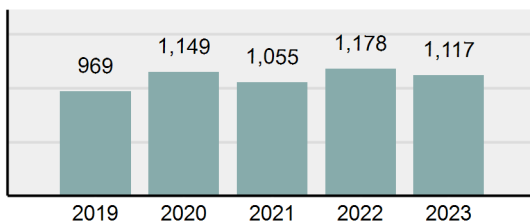
Offense Overview

- Offense total 1,117
- % change from 2022 **-5.18%**
- # of cleared offenses 704
- Percent cleared 63.03%
- Group "A" crime rate per 100,000 population 4,367.72
- Summary-based reporting crime rate per 100,000 populated is calculated for other state crime comparisons only 1,004.93

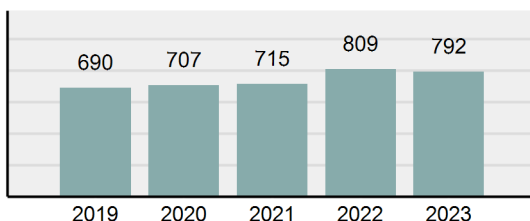
Arrest Overview

- Arrest total 792
- % change from 2022 **-2.1%**
- Adult arrest total 687
- Juvenile arrest total 105
- Arrest rate per 100,000 population 3,096.90

Total Offenses - 5 year trend



Total Arrests - 5 year trend



Group "A" Offenses	Offenses		Arrests	
	# Reported	# Cleared	Adult	Juvenile
Murder	1	0	0	0
Negligent Manslaughter	0	0	0	0
Rape	9	4	1	0
Sodomy	4	3	1	1
Sexual Assault w/Obj	0	0	0	0
Fondling	17	10	3	2
Aggravated Assault	77	54	32	2
Simple Assault	137	99	40	18
Intimidation	13	5	8	0
Kidnapping	2	1	1	0
Incest	0	0	0	0
Statutory Rape	5	4	3	0
Human Trafficking, Commercial Sex Acts	0	0	0	0
Human Trafficking, Involuntary Servitude	0	0	0	0
Robbery	3	2	1	0
Burglary/Breaking and Entering	40	5	3	1
Larceny/Theft Offenses	104	42	77	13
Motor Vehicle Theft	22	6	1	2
Arson	1	1	0	1
Destruction Of Property	130	41	31	13
Counterfeiting/Forgery	7	3	1	0
Fraud Offenses	134	59	7	0
Embezzlement	7	7	1	1
Extortion/Blackmail	2	1	0	0
Bribery	0	0	0	0
Stolen Property Offenses	1	0	0	0
Drug/Narcotic Violations	204	184	149	33
Drug Equipment Violations	155	146	27	6
Gambling Offenses	0	0	0	0
Pornography/Obscene Material	7	2	1	0
Prostitution Offenses	0	0	0	0
Weapons Law Violations	34	24	13	3
Animal Cruelty	1	1	0	0
Total Group "A"	1,117	704	401	96

Group "B" Arrests	Arrests	
	Adult	Juvenile
Curfew/Loitering/Vagrancy Violations	0	0
Disorderly Conduct	5	1
DUI	114	3
Family Offenses, Nonviolent	2	0
Liquor Law Violations	16	0
Trespass of Real Property	5	0
All Other Offenses	144	5
Total Group "B"	286	9