

Agency 2023 Crime Report

COEUR D ALENE Police Department

Population: 57,653

County: Kootenai

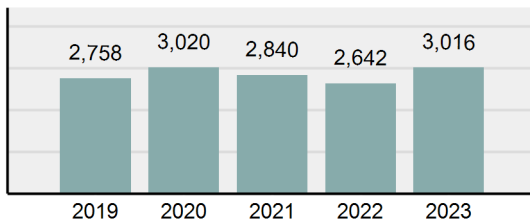
Offense Overview

- Offense total 3,016
- % change from 2022 **14.16%**
- # of cleared offenses 1,926
- Percent cleared 63.86%
- Group "A" crime rate per 100,000 population 5,231.30
- Summary-based reporting crime rate per 100,000 populated is calculated for other state crime comparisons only 1,351.19

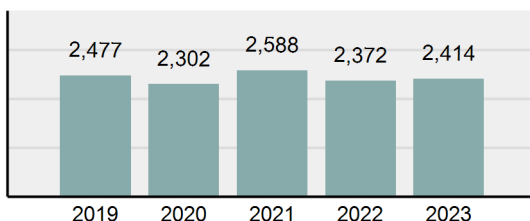
Arrest Overview

- Arrest total 2,414
- % change from 2022 **1.77%**
- Adult arrest total 2,013
- Juvenile arrest total 401
- Arrest rate per 100,000 population 4,187.12

Total Offenses - 5 year trend



Total Arrests - 5 year trend



Group "A" Offenses	Offenses		Arrests	
	# Reported	# Cleared	Adult	Juvenile
Murder	1	1	0	0
Negligent Manslaughter	0	0	0	0
Rape	35	12	2	1
Sodomy	8	6	1	1
Sexual Assault w/Obj	3	1	0	0
Fondling	55	14	6	7
Aggravated Assault	116	88	46	6
Simple Assault	559	419	170	53
Intimidation	81	47	18	1
Kidnapping	10	8	2	0
Incest	0	0	0	0
Statutory Rape	2	1	0	0
Human Trafficking, Commercial Sex Acts	0	0	0	0
Human Trafficking, Involuntary Servitude	0	0	0	0
Robbery	11	5	4	0
Burglary/Breaking and Entering	56	18	6	8
Larceny/Theft Offenses	515	152	77	45
Motor Vehicle Theft	36	8	1	4
Arson	9	4	3	4
Destruction Of Property	313	114	38	28
Counterfeiting/Forgery	31	6	1	0
Fraud Offenses	114	21	7	0
Embezzlement	13	4	3	0
Extortion/Blackmail	0	0	0	0
Bribery	0	0	0	0
Stolen Property Offenses	15	14	3	0
Drug/Narcotic Violations	513	487	462	49
Drug Equipment Violations	463	452	115	20
Gambling Offenses	0	0	0	0
Pornography/Obscene Material	9	3	0	0
Prostitution Offenses	0	0	0	0
Weapons Law Violations	39	32	11	7
Animal Cruelty	9	9	9	0
Total Group "A"	3,016	1,926	985	234

Group "B" Arrests	Arrests	
	Adult	Juvenile
Curfew/Loitering/Vagrancy Violations	1	0
Disorderly Conduct	109	11
DUI	261	3
Family Offenses, Nonviolent	74	0
Liquor Law Violations	104	13
Trespass of Real Property	31	0
All Other Offenses	448	140
Total Group "B"	1,028	167

Agency 2023 Crime Report

POST FALLS Police Department

Population: 46,927

County: Kootenai

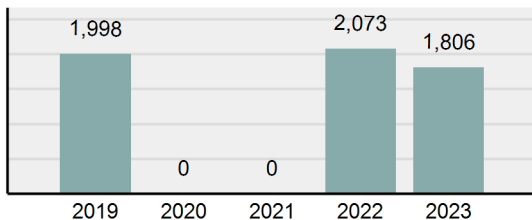
Offense Overview

- Offense total 1,806
- % change from 2022 **-12.88%**
- # of cleared offenses 1,128
- Percent cleared 62.46%
- Group "A" crime rate per 100,000 population 3,848.53
- Summary-based reporting crime rate per 100,000 populated is calculated for other state crime comparisons only 1,059.09

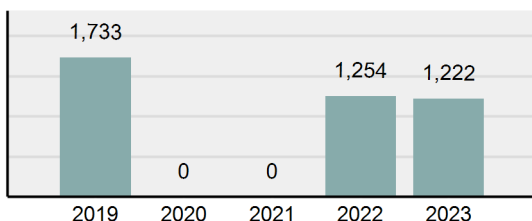
Arrest Overview

- Arrest total 1,222
- % change from 2022 **-2.55%**
- Adult arrest total 950
- Juvenile arrest total 272
- Arrest rate per 100,000 population 2,604.04

Total Offenses - 5 year trend



Total Arrests - 5 year trend



Group "A" Offenses	Offenses		Arrests	
	# Reported	# Cleared	Adult	Juvenile
Murder	0	0	0	0
Negligent Manslaughter	0	0	0	0
Rape	7	5	1	1
Sodomy	1	1	0	1
Sexual Assault w/Obj	4	3	1	2
Fondling	19	15	3	3
Aggravated Assault	52	45	30	6
Simple Assault	261	201	66	31
Intimidation	11	8	5	0
Kidnapping	4	4	2	1
Incest	0	0	0	0
Statutory Rape	3	1	1	0
Human Trafficking, Commercial Sex Acts	0	0	0	0
Human Trafficking, Involuntary Servitude	0	0	0	0
Robbery	1	1	1	0
Burglary/Breaking and Entering	70	27	17	3
Larceny/Theft Offenses	331	137	96	35
Motor Vehicle Theft	33	14	7	1
Arson	3	2	0	1
Destruction Of Property	179	54	14	11
Counterfeiting/Forgery	7	5	4	0
Fraud Offenses	94	7	5	0
Embezzlement	2	2	1	0
Extortion/Blackmail	9	0	0	0
Bribery	0	0	0	0
Stolen Property Offenses	14	14	3	1
Drug/Narcotic Violations	355	297	269	46
Drug Equipment Violations	312	267	67	3
Gambling Offenses	0	0	0	0
Pornography/Obscene Material	7	1	1	0
Prostitution Offenses	0	0	0	0
Weapons Law Violations	23	16	5	0
Animal Cruelty	4	1	1	0
Total Group "A"	1,806	1,128	600	146

Group "B" Arrests	Arrests	
	Adult	Juvenile
Curfew/Loitering/Vagrancy Violations	0	8
Disorderly Conduct	36	6
DUI	117	1
Family Offenses, Nonviolent	10	2
Liquor Law Violations	7	12
Trespass of Real Property	5	0
All Other Offenses	175	97
Total Group "B"	350	126

Agency 2023 Crime Report

RATHDRUM Police Department

Population: 11,411

County: Kootenai

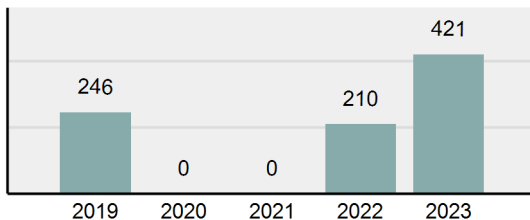
Offense Overview

- Offense total 421
- % change from 2022 **100.48%**
- # of cleared offenses 311
- Percent cleared 73.87%
- Group "A" crime rate per 100,000 population 3,689.42
- Summary-based reporting crime rate per 100,000 populated is calculated for other state crime comparisons only 963.98

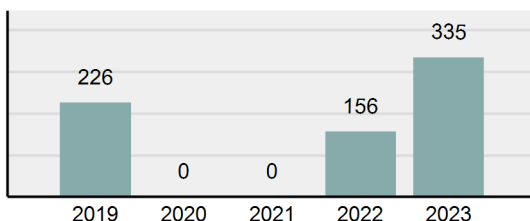
Arrest Overview

- Arrest total 335
- % change from 2022 **114.74%**
- Adult arrest total 266
- Juvenile arrest total 69
- Arrest rate per 100,000 population 2,935.76

Total Offenses - 5 year trend



Total Arrests - 5 year trend



Group "A" Offenses	Offenses		Arrests	
	# Reported	# Cleared	Adult	Juvenile
Murder	0	0	0	0
Negligent Manslaughter	0	0	0	0
Rape	1	1	0	0
Sodomy	0	0	0	0
Sexual Assault w/Obj	0	0	0	0
Fondling	3	1	0	0
Aggravated Assault	7	7	5	0
Simple Assault	57	52	16	10
Intimidation	8	5	3	0
Kidnapping	1	1	1	0
Incest	0	0	0	0
Statutory Rape	0	0	0	0
Human Trafficking, Commercial Sex Acts	0	0	0	0
Human Trafficking, Involuntary Servitude	0	0	0	0
Robbery	0	0	0	0
Burglary/Breaking and Entering	20	3	1	5
Larceny/Theft Offenses	76	51	29	19
Motor Vehicle Theft	6	2	1	0
Arson	0	0	0	0
Destruction Of Property	29	16	4	10
Counterfeiting/Forgery	2	1	2	0
Fraud Offenses	1	0	0	0
Embezzlement	0	0	0	0
Extortion/Blackmail	0	0	0	0
Bribery	0	0	0	0
Stolen Property Offenses	3	3	3	0
Drug/Narcotic Violations	107	88	72	16
Drug Equipment Violations	87	72	14	1
Gambling Offenses	0	0	0	0
Pornography/Obscene Material	2	0	0	0
Prostitution Offenses	0	0	0	0
Weapons Law Violations	10	8	2	3
Animal Cruelty	1	0	0	0
Total Group "A"	421	311	153	64

Group "B" Arrests	Arrests	
	Adult	Juvenile
Curfew/Loitering/Vagrancy Violations	0	0
Disorderly Conduct	8	0
DUI	51	1
Family Offenses, Nonviolent	7	0
Liquor Law Violations	13	2
Trespass of Real Property	1	1
All Other Offenses	33	1
Total Group "B"	113	5

Agency 2023 Crime Report

SPIRIT LAKE Police Department

Population: 2,603

County: Kootenai

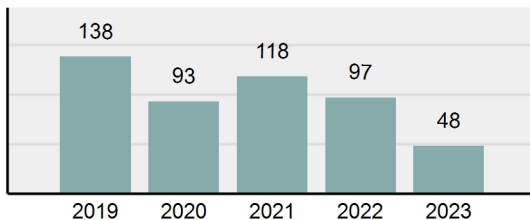
Offense Overview

- Offense total 48
- % change from 2022 -50.52%
- # of cleared offenses 5
- Percent cleared 10.42%
- Group "A" crime rate per 100,000 population 1,844.03
- Summary-based reporting crime rate per 100,000 populated is calculated for other state crime comparisons only 499.42

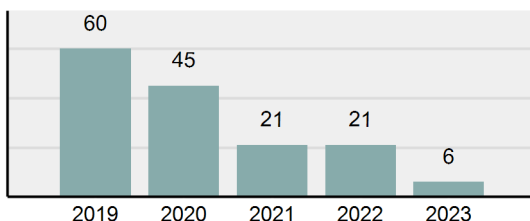
Arrest Overview

- Arrest total 6
- % change from 2022 -71.43%
- Adult arrest total 5
- Juvenile arrest total 1
- Arrest rate per 100,000 population 230.50

Total Offenses - 5 year trend



Total Arrests - 5 year trend



Group "A" Offenses	Offenses		Arrests	
	# Reported	# Cleared	Adult	Juvenile
Murder	0	0	0	0
Negligent Manslaughter	0	0	0	0
Rape	1	0	0	0
Sodomy	0	0	0	0
Sexual Assault w/Obj	0	0	0	0
Fondling	1	0	0	0
Aggravated Assault	2	1	1	0
Simple Assault	8	1	1	0
Intimidation	3	0	0	0
Kidnapping	0	0	0	0
Incest	0	0	0	0
Statutory Rape	1	0	0	0
Human Trafficking, Commercial Sex Acts	0	0	0	0
Human Trafficking, Involuntary Servitude	0	0	0	0
Robbery	0	0	0	0
Burglary/Breaking and Entering	0	0	0	0
Larceny/Theft Offenses	6	0	1	0
Motor Vehicle Theft	4	1	0	0
Arson	0	0	0	0
Destruction Of Property	18	1	0	0
Counterfeiting/Forgery	0	0	0	0
Fraud Offenses	0	0	0	0
Embezzlement	0	0	0	0
Extortion/Blackmail	0	0	0	0
Bribery	0	0	0	0
Stolen Property Offenses	1	0	0	0
Drug/Narcotic Violations	2	1	0	0
Drug Equipment Violations	1	0	0	0
Gambling Offenses	0	0	0	0
Pornography/Obscene Material	0	0	0	0
Prostitution Offenses	0	0	0	0
Weapons Law Violations	0	0	0	0
Animal Cruelty	0	0	0	0
Total Group "A"	48	5	3	0

Group "B" Arrests	Arrests	
	Adult	Juvenile
Curfew/Loitering/Vagrancy Violations	0	0
Disorderly Conduct	2	0
DUI	0	0
Family Offenses, Nonviolent	0	0
Liquor Law Violations	0	0
Trespass of Real Property	0	0
All Other Offenses	0	1
Total Group "B"	2	1

Agency 2023 Crime Report

KOOTENAI County Sheriff's Office

Population: 68,627

County: Kootenai

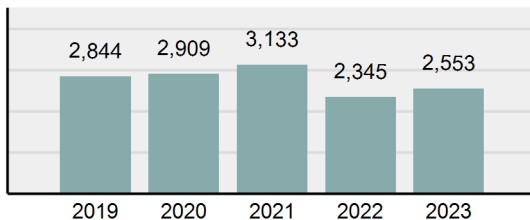
Offense Overview

- Offense total 2,553
- % change from 2022 **8.87%**
- # of cleared offenses 1,766
- Percent cleared 69.17%
- Group "A" crime rate per 100,000 population 3,720.11
- Summary-based reporting crime rate per 100,000 populated is calculated for other state crime comparisons only 934.03

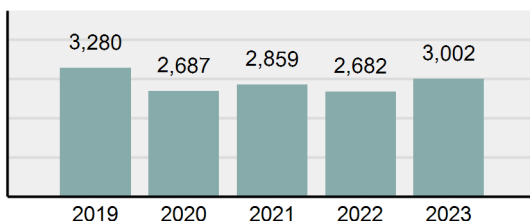
Arrest Overview

- Arrest total 3,002
- % change from 2022 **11.93%**
- Adult arrest total 2,845
- Juvenile arrest total 157
- Arrest rate per 100,000 population 4,374.37

Total Offenses - 5 year trend



Total Arrests - 5 year trend



Group "A" Offenses	Offenses		Arrests	
	# Reported	# Cleared	Adult	Juvenile
Murder	2	2	1	0
Negligent Manslaughter	0	0	0	0
Rape	17	12	2	0
Sodomy	1	1	0	0
Sexual Assault w/Obj	1	1	0	0
Fondling	53	35	4	8
Aggravated Assault	96	70	39	4
Simple Assault	340	297	84	16
Intimidation	37	25	5	0
Kidnapping	15	12	3	1
Incest	0	0	0	0
Statutory Rape	1	0	0	0
Human Trafficking, Commercial Sex Acts	0	0	0	0
Human Trafficking, Involuntary Servitude	0	0	0	0
Robbery	2	0	2	0
Burglary/Breaking and Entering	73	27	25	9
Larceny/Theft Offenses	409	182	100	25
Motor Vehicle Theft	39	17	4	2
Arson	3	2	0	0
Destruction Of Property	181	85	16	3
Counterfeiting/Forgery	9	3	2	0
Fraud Offenses	13	2	0	0
Embezzlement	1	0	0	0
Extortion/Blackmail	5	2	0	0
Bribery	0	0	0	0
Stolen Property Offenses	8	7	7	1
Drug/Narcotic Violations	585	485	509	14
Drug Equipment Violations	597	455	67	1
Gambling Offenses	0	0	0	0
Pornography/Obscene Material	10	5	1	0
Prostitution Offenses	1	1	0	0
Weapons Law Violations	45	33	11	1
Animal Cruelty	9	5	1	0
Total Group "A"	2,553	1,766	883	85

Group "B" Arrests	Arrests	
	Adult	Juvenile
Curfew/Loitering/Vagrancy Violations	0	0
Disorderly Conduct	56	4
DUI	237	2
Family Offenses, Nonviolent	34	0
Liquor Law Violations	13	2
Trespass of Real Property	11	0
All Other Offenses	1,611	64
Total Group "B"	1,962	72

Agency 2023 Crime Report

Kootenai County Total

Population: 187,221

County: Kootenai

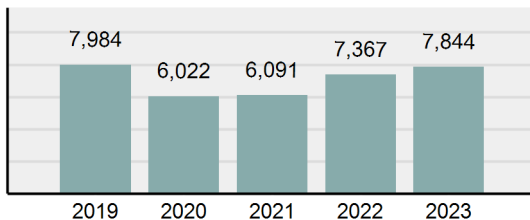
Offense Overview

- Offense total 7,844
- % change from 2022 **6.47%**
- # of cleared offenses 5,136
- Percent cleared 65.48%
- Group "A" crime rate per 100,000 population 4,189.70
- Summary-based reporting crime rate per 100,000 populated is calculated for other state crime comparisons only 1,089.62

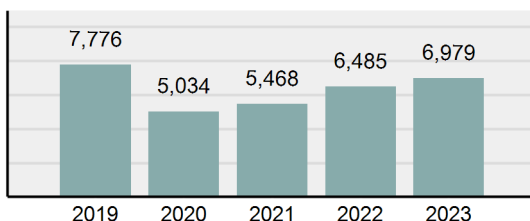
Arrest Overview

- Arrest total 6,979
- % change from 2022 **7.62%**
- Adult arrest total 6,079
- Juvenile arrest total 900
- Arrest rate per 100,000 population 3,727.68

Total Offenses - 5 year trend



Total Arrests - 5 year trend



Group "A" Offenses	Offenses		Arrests	
	# Reported	# Cleared	Adult	Juvenile
Murder	3	3	1	0
Negligent Manslaughter	0	0	0	0
Rape	61	30	5	2
Sodomy	10	8	1	2
Sexual Assault w/Obj	8	5	1	2
Fondling	131	65	13	18
Aggravated Assault	273	211	121	16
Simple Assault	1,225	970	337	110
Intimidation	140	85	31	1
Kidnapping	30	25	8	2
Incest	0	0	0	0
Statutory Rape	7	2	1	0
Human Trafficking, Commercial Sex Acts	0	0	0	0
Human Trafficking, Involuntary Servitude	0	0	0	0
Robbery	14	6	7	0
Burglary/Breaking and Entering	219	75	49	25
Larceny/Theft Offenses	1,337	522	303	124
Motor Vehicle Theft	118	42	13	7
Arson	15	8	3	5
Destruction Of Property	720	270	72	52
Counterfeiting/Forgery	49	15	9	0
Fraud Offenses	222	30	12	0
Embezzlement	16	6	4	0
Extortion/Blackmail	14	2	0	0
Bribery	0	0	0	0
Stolen Property Offenses	41	38	16	2
Drug/Narcotic Violations	1,562	1,358	1312	125
Drug Equipment Violations	1,460	1,246	263	25
Gambling Offenses	0	0	0	0
Pornography/Obscene Material	28	9	2	0
Prostitution Offenses	1	1	0	0
Weapons Law Violations	117	89	29	11
Animal Cruelty	23	15	11	0
Total Group "A"	7,844	5,136	2,624	529

Group "B" Arrests	Arrests	
	Adult	Juvenile
Curfew/Loitering/Vagrancy Violations	1	8
Disorderly Conduct	211	21
DUI	666	7
Family Offenses, Nonviolent	125	2
Liquor Law Violations	137	29
Trespass of Real Property	48	1
All Other Offenses	2,267	303
Total Group "B"	3,455	371