

Agency 2023 Crime Report

REXBURG Police Department

Population: 40,992

County: Madison

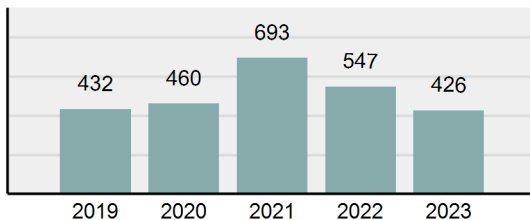
Offense Overview

- Offense total 426
- % change from 2022 **-22.12%**
- # of cleared offenses 262
- Percent cleared 61.5%
- Group "A" crime rate per 100,000 population 1,039.23
- Summary-based reporting crime rate per 100,000 populated is calculated for other state crime comparisons only 351.29

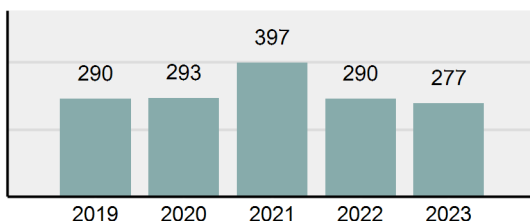
Arrest Overview

- Arrest total 277
- % change from 2022 **-4.48%**
- Adult arrest total 252
- Juvenile arrest total 25
- Arrest rate per 100,000 population 675.74

Total Offenses - 5 year trend



Total Arrests - 5 year trend



Group "A" Offenses	Offenses		Arrests	
	# Reported	# Cleared	Adult	Juvenile
Murder	0	0	0	0
Negligent Manslaughter	0	0	0	0
Rape	2	1	0	0
Sodomy	0	0	0	0
Sexual Assault w/Obj	0	0	0	0
Fondling	2	2	0	0
Aggravated Assault	20	17	10	0
Simple Assault	38	33	22	4
Intimidation	4	0	0	0
Kidnapping	1	1	1	0
Incest	0	0	0	0
Statutory Rape	0	0	0	0
Human Trafficking, Commercial Sex Acts	0	0	0	0
Human Trafficking, Involuntary Servitude	0	0	0	0
Robbery	0	0	0	0
Burglary/Breaking and Entering	17	14	33	1
Larceny/Theft Offenses	99	62	34	4
Motor Vehicle Theft	3	0	0	0
Arson	3	1	1	0
Destruction Of Property	73	17	10	0
Counterfeiting/Forgery	0	0	0	0
Fraud Offenses	31	2	2	0
Embezzlement	1	1	0	0
Extortion/Blackmail	13	0	0	0
Bribery	0	0	0	0
Stolen Property Offenses	0	0	0	0
Drug/Narcotic Violations	57	52	47	3
Drug Equipment Violations	56	54	5	4
Gambling Offenses	0	0	0	0
Pornography/Obscene Material	0	0	0	0
Prostitution Offenses	0	0	0	0
Weapons Law Violations	6	5	3	0
Animal Cruelty	0	0	0	0
Total Group "A"	426	262	168	16

Group "B" Arrests	Arrests	
	Adult	Juvenile
Curfew/Loitering/Vagrancy Violations	0	0
Disorderly Conduct	6	3
DUI	21	3
Family Offenses, Nonviolent	1	0
Liquor Law Violations	6	1
Trespass of Real Property	5	0
All Other Offenses	45	2
Total Group "B"	84	9

Agency 2023 Crime Report

MADISON County Sheriff's Office

Population: 14,441

County: Madison

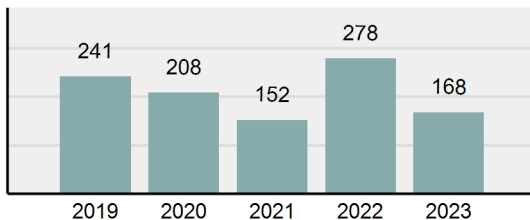
Offense Overview

- Offense total 168
- % change from 2022 **-39.57%**
- # of cleared offenses 96
- Percent cleared 57.14%
- Group "A" crime rate per 100,000 population 1,163.35
- Summary-based reporting crime rate per 100,000 populated is calculated for other state crime comparisons only 235.44

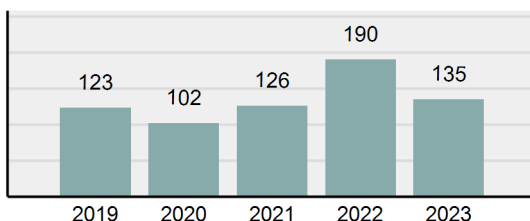
Arrest Overview

- Arrest total 135
- % change from 2022 **-28.95%**
- Adult arrest total 130
- Juvenile arrest total 5
- Arrest rate per 100,000 population 934.84

Total Offenses - 5 year trend



Total Arrests - 5 year trend



Group "A" Offenses	Offenses		Arrests	
	# Reported	# Cleared	Adult	Juvenile
Murder	0	0	0	0
Negligent Manslaughter	0	0	0	0
Rape	3	0	0	0
Sodomy	2	0	0	0
Sexual Assault w/Obj	0	0	0	0
Fondling	1	0	0	0
Aggravated Assault	1	1	3	0
Simple Assault	11	7	1	2
Intimidation	1	1	0	0
Kidnapping	1	1	0	0
Incest	0	0	0	0
Statutory Rape	0	0	0	0
Human Trafficking, Commercial Sex Acts	0	0	0	0
Human Trafficking, Involuntary Servitude	0	0	0	0
Robbery	0	0	0	0
Burglary/Breaking and Entering	8	0	0	0
Larceny/Theft Offenses	13	1	1	0
Motor Vehicle Theft	6	1	0	0
Arson	3	2	2	0
Destruction Of Property	10	0	0	0
Counterfeiting/Forgery	2	1	1	0
Fraud Offenses	17	0	0	0
Embezzlement	0	0	0	0
Extortion/Blackmail	0	0	0	0
Bribery	0	0	0	0
Stolen Property Offenses	3	1	1	0
Drug/Narcotic Violations	43	41	50	2
Drug Equipment Violations	42	38	12	0
Gambling Offenses	0	0	0	0
Pornography/Obscene Material	0	0	0	0
Prostitution Offenses	0	0	0	0
Weapons Law Violations	1	1	1	0
Animal Cruelty	0	0	0	0
Total Group "A"	168	96	72	4

Group "B" Arrests	Arrests	
	Adult	Juvenile
Curfew/Loitering/Vagrancy Violations	0	0
Disorderly Conduct	0	0
DUI	32	0
Family Offenses, Nonviolent	0	0
Liquor Law Violations	0	0
Trespass of Real Property	2	0
All Other Offenses	24	1
Total Group "B"	58	1

Agency 2023 Crime Report

Madison County Total

Population: 55,433

County: Madison

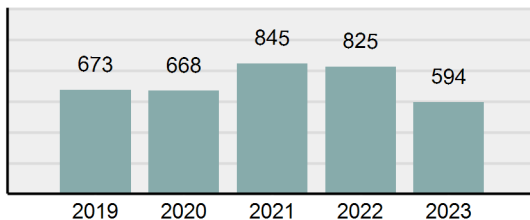
Offense Overview

- Offense total 594
- % change from 2022 **-28%**
- # of cleared offenses 358
- Percent cleared 60.27%
- Group "A" crime rate per 100,000 population 1,071.56
- Summary-based reporting crime rate per 100,000 populated is calculated for other state crime comparisons only 321.11

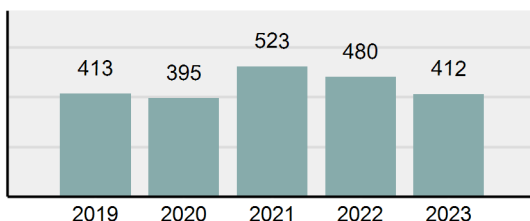
Arrest Overview

- Arrest total 412
- % change from 2022 **-14.17%**
- Adult arrest total 382
- Juvenile arrest total 30
- Arrest rate per 100,000 population 743.24

Total Offenses - 5 year trend



Total Arrests - 5 year trend



Group "A" Offenses	Offenses		Arrests	
	# Reported	# Cleared	Adult	Juvenile
Murder	0	0	0	0
Negligent Manslaughter	0	0	0	0
Rape	5	1	0	0
Sodomy	2	0	0	0
Sexual Assault w/Obj	0	0	0	0
Fondling	3	2	0	0
Aggravated Assault	21	18	13	0
Simple Assault	49	40	23	6
Intimidation	5	1	0	0
Kidnapping	2	2	1	0
Incest	0	0	0	0
Statutory Rape	0	0	0	0
Human Trafficking, Commercial Sex Acts	0	0	0	0
Human Trafficking, Involuntary Servitude	0	0	0	0
Robbery	0	0	0	0
Burglary/Breaking and Entering	25	14	33	1
Larceny/Theft Offenses	112	63	35	4
Motor Vehicle Theft	9	1	0	0
Arson	6	3	3	0
Destruction Of Property	83	17	10	0
Counterfeiting/Forgery	2	1	1	0
Fraud Offenses	48	2	2	0
Embezzlement	1	1	0	0
Extortion/Blackmail	13	0	0	0
Bribery	0	0	0	0
Stolen Property Offenses	3	1	1	0
Drug/Narcotic Violations	100	93	97	5
Drug Equipment Violations	98	92	17	4
Gambling Offenses	0	0	0	0
Pornography/Obscene Material	0	0	0	0
Prostitution Offenses	0	0	0	0
Weapons Law Violations	7	6	4	0
Animal Cruelty	0	0	0	0
Total Group "A"	594	358	240	20

Group "B" Arrests	Arrests	
	Adult	Juvenile
Curfew/Loitering/Vagrancy Violations	0	0
Disorderly Conduct	6	3
DUI	53	3
Family Offenses, Nonviolent	1	0
Liquor Law Violations	6	1
Trespass of Real Property	7	0
All Other Offenses	69	3
Total Group "B"	142	10