

# Agency 2023 Crime Report

## MONTPELIER Police Department

Population: 2,774

County: Bear Lake

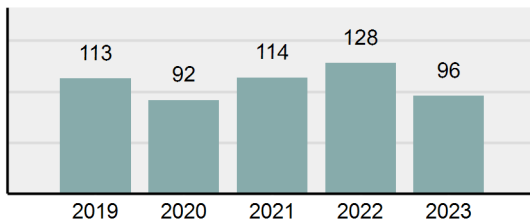
### Offense Overview

- Offense total 96
- % change from 2022 **-25%**
- # of cleared offenses 64
- Percent cleared 66.67%
- Group "A" crime rate per 100,000 population 3,460.71
- Summary-based reporting crime rate per 100,000 populated is calculated for other state crime comparisons only 1,009.37

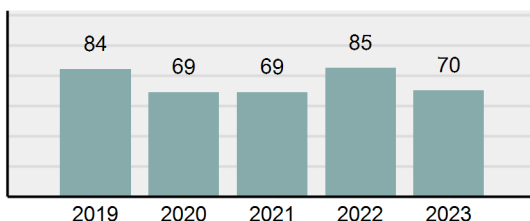
### Arrest Overview

- Arrest total 70
- % change from 2022 **-17.65%**
- Adult arrest total 59
- Juvenile arrest total 11
- Arrest rate per 100,000 population 2,523.43

**Total Offenses - 5 year trend**



**Total Arrests - 5 year trend**



Group "A" Offenses	Offenses		Arrests	
	# Reported	# Cleared	Adult	Juvenile
Murder	0	0	0	0
Negligent Manslaughter	0	0	0	0
Rape	1	0	1	0
Sodomy	0	0	0	0
Sexual Assault w/Obj	0	0	0	0
Fondling	7	7	4	0
Aggravated Assault	2	2	3	0
Simple Assault	9	7	4	0
Intimidation	3	0	0	0
Kidnapping	0	0	0	0
Incest	0	0	0	0
Statutory Rape	0	0	0	0
Human Trafficking, Commercial Sex Acts	0	0	0	0
Human Trafficking, Involuntary Servitude	0	0	0	0
Robbery	0	0	0	0
Burglary/Breaking and Entering	2	1	1	2
Larceny/Theft Offenses	22	7	5	4
Motor Vehicle Theft	1	1	0	0
Arson	0	0	0	0
Destruction Of Property	10	3	2	0
Counterfeiting/Forgery	1	1	1	0
Fraud Offenses	2	0	0	0
Embezzlement	0	0	0	0
Extortion/Blackmail	0	0	0	0
Bribery	0	0	0	0
Stolen Property Offenses	0	0	0	1
Drug/Narcotic Violations	18	18	17	0
Drug Equipment Violations	14	14	0	2
Gambling Offenses	0	0	0	0
Pornography/Obscene Material	0	0	0	0
Prostitution Offenses	0	0	0	0
Weapons Law Violations	4	3	2	0
Animal Cruelty	0	0	0	0
Total Group "A"	96	64	40	9

Group "B" Arrests	Arrests	
	Adult	Juvenile
Curfew/Loitering/Vagrancy Violations	0	0
Disorderly Conduct	4	0
DUI	6	1
Family Offenses, Nonviolent	1	0
Liquor Law Violations	3	1
Trespass of Real Property	0	0
All Other Offenses	5	0
Total Group "B"	19	2

# Agency 2023 Crime Report

## BEAR LAKE County Sheriff's Office

Population: 4,060

County: Bear Lake

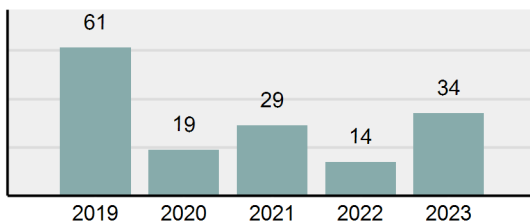
### Offense Overview

- Offense total 34
- % change from 2022 **142.86%**
- # of cleared offenses 5
- Percent cleared 14.71%
- Group "A" crime rate per 100,000 population 837.44
- Summary-based reporting crime rate per 100,000 populated is calculated for other state crime comparisons only 270.94

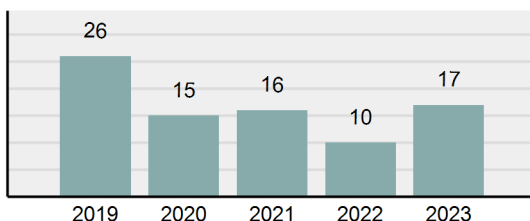
### Arrest Overview

- Arrest total 17
- % change from 2022 **70%**
- Adult arrest total 13
- Juvenile arrest total 4
- Arrest rate per 100,000 population 418.72

**Total Offenses - 5 year trend**



**Total Arrests - 5 year trend**



Group "A" Offenses	Offenses		Arrests	
	# Reported	# Cleared	Adult	Juvenile
Murder	0	0	0	0
Negligent Manslaughter	0	0	0	0
Rape	0	0	0	0
Sodomy	0	0	0	0
Sexual Assault w/Obj	0	0	0	0
Fondling	7	1	0	1
Aggravated Assault	1	1	0	1
Simple Assault	2	0	0	0
Intimidation	1	1	1	0
Kidnapping	0	0	0	0
Incest	0	0	0	0
Statutory Rape	0	0	0	0
Human Trafficking, Commercial Sex Acts	0	0	0	0
Human Trafficking, Involuntary Servitude	0	0	0	0
Robbery	0	0	0	0
Burglary/Breaking and Entering	3	0	0	0
Larceny/Theft Offenses	6	0	0	0
Motor Vehicle Theft	1	0	0	0
Arson	0	0	0	0
Destruction Of Property	8	0	0	0
Counterfeiting/Forgery	0	0	0	0
Fraud Offenses	2	0	0	0
Embezzlement	0	0	0	0
Extortion/Blackmail	0	0	0	0
Bribery	0	0	0	0
Stolen Property Offenses	1	0	0	0
Drug/Narcotic Violations	0	0	1	0
Drug Equipment Violations	2	2	1	0
Gambling Offenses	0	0	0	0
Pornography/Obscene Material	0	0	0	0
Prostitution Offenses	0	0	0	0
Weapons Law Violations	0	0	0	0
Animal Cruelty	0	0	0	0
Total Group "A"	34	5	3	2

Group "B" Arrests	Arrests	
	Adult	Juvenile
Curfew/Loitering/Vagrancy Violations	0	0
Disorderly Conduct	0	1
DUI	4	0
Family Offenses, Nonviolent	0	0
Liquor Law Violations	0	0
Trespass of Real Property	0	0
All Other Offenses	6	1
Total Group "B"	10	2

# Agency 2023 Crime Report

## Bear Lake County Total

Population: 6,834

County: Bear Lake

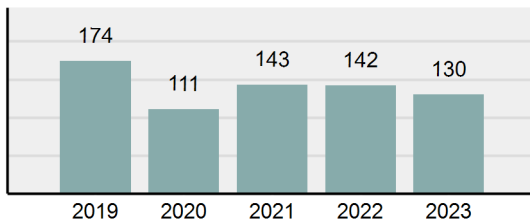
### Offense Overview

- Offense total 130
- % change from 2022 -8.45%
- # of cleared offenses 69
- Percent cleared 53.08%
- Group "A" crime rate per 100,000 population 1,902.25
- Summary-based reporting crime rate per 100,000 populated is calculated for other state crime comparisons only 570.68

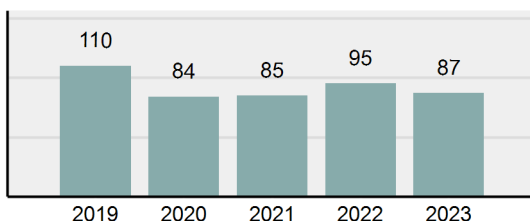
### Arrest Overview

- Arrest total 87
- % change from 2022 -8.42%
- Adult arrest total 72
- Juvenile arrest total 15
- Arrest rate per 100,000 population 1,273.05

**Total Offenses - 5 year trend**



**Total Arrests - 5 year trend**



Group "A" Offenses	Offenses		Arrests	
	# Reported	# Cleared	Adult	Juvenile
Murder	0	0	0	0
Negligent Manslaughter	0	0	0	0
Rape	1	0	1	0
Sodomy	0	0	0	0
Sexual Assault w/Obj	0	0	0	0
Fondling	14	8	4	1
Aggravated Assault	3	3	3	1
Simple Assault	11	7	4	0
Intimidation	4	1	1	0
Kidnapping	0	0	0	0
Incest	0	0	0	0
Statutory Rape	0	0	0	0
Human Trafficking, Commercial Sex Acts	0	0	0	0
Human Trafficking, Involuntary Servitude	0	0	0	0
Robbery	0	0	0	0
Burglary/Breaking and Entering	5	1	1	2
Larceny/Theft Offenses	28	7	5	4
Motor Vehicle Theft	2	1	0	0
Arson	0	0	0	0
Destruction Of Property	18	3	2	0
Counterfeiting/Forgery	1	1	1	0
Fraud Offenses	4	0	0	0
Embezzlement	0	0	0	0
Extortion/Blackmail	0	0	0	0
Bribery	0	0	0	0
Stolen Property Offenses	1	0	0	1
Drug/Narcotic Violations	18	18	18	0
Drug Equipment Violations	16	16	1	2
Gambling Offenses	0	0	0	0
Pornography/Obscene Material	0	0	0	0
Prostitution Offenses	0	0	0	0
Weapons Law Violations	4	3	2	0
Animal Cruelty	0	0	0	0
Total Group "A"	130	69	43	11

Group "B" Arrests	Arrests	
	Adult	Juvenile
Curfew/Loitering/Vagrancy Violations	0	0
Disorderly Conduct	4	1
DUI	10	1
Family Offenses, Nonviolent	1	0
Liquor Law Violations	3	1
Trespass of Real Property	0	0
All Other Offenses	11	1
Total Group "B"	29	4