

Agency 2023 Crime Report

BLACKFOOT Police Department

Population: 12,880

County: Bingham

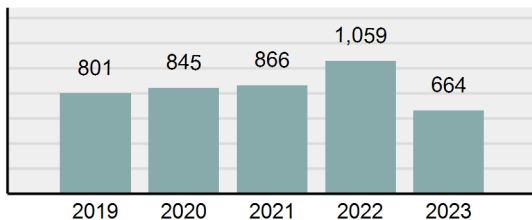
Offense Overview

- Offense total 664
- % change from 2022 **-37.3%**
- # of cleared offenses 513
- Percent cleared 77.26%
- Group "A" crime rate per 100,000 population 5,155.28
- Summary-based reporting crime rate per 100,000 populated is calculated for other state crime comparisons only 1,436.34

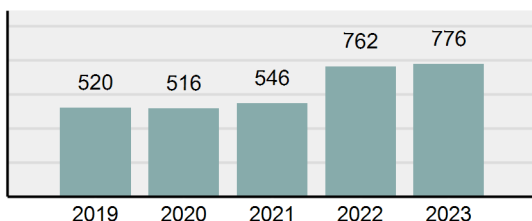
Arrest Overview

- Arrest total 776
- % change from 2022 **1.84%**
- Adult arrest total 646
- Juvenile arrest total 130
- Arrest rate per 100,000 population 6,024.84

Total Offenses - 5 year trend



Total Arrests - 5 year trend



Group "A" Offenses	Offenses		Arrests	
	# Reported	# Cleared	Adult	Juvenile
Murder	0	0	0	0
Negligent Manslaughter	0	0	0	0
Rape	7	2	0	1
Sodomy	0	0	0	0
Sexual Assault w/Obj	0	0	0	0
Fondling	4	2	1	0
Aggravated Assault	40	36	22	3
Simple Assault	93	64	22	26
Intimidation	7	4	3	3
Kidnapping	3	3	3	0
Incest	0	0	0	0
Statutory Rape	0	0	0	0
Human Trafficking, Commercial Sex Acts	0	0	0	0
Human Trafficking, Involuntary Servitude	0	0	0	0
Robbery	1	1	1	0
Burglary/Breaking and Entering	51	23	20	11
Larceny/Theft Offenses	71	44	28	13
Motor Vehicle Theft	12	8	2	1
Arson	3	1	0	1
Destruction Of Property	35	19	14	3
Counterfeiting/Forgery	8	7	3	0
Fraud Offenses	2	1	1	0
Embezzlement	0	0	0	0
Extortion/Blackmail	0	0	0	0
Bribery	0	0	0	0
Stolen Property Offenses	0	0	0	0
Drug/Narcotic Violations	167	152	149	12
Drug Equipment Violations	148	137	28	4
Gambling Offenses	0	0	0	0
Pornography/Obscene Material	0	0	0	0
Prostitution Offenses	0	0	0	0
Weapons Law Violations	12	9	4	6
Animal Cruelty	0	0	0	0
Total Group "A"	664	513	301	84

Group "B" Arrests	Arrests	
	Adult	Juvenile
Curfew/Loitering/Vagrancy Violations	0	0
Disorderly Conduct	22	15
DUI	97	2
Family Offenses, Nonviolent	1	0
Liquor Law Violations	9	0
Trespass of Real Property	2	0
All Other Offenses	214	29
Total Group "B"	345	46

Agency 2023 Crime Report

SHELLEY Police Department

Population: 5,255

County: Bingham

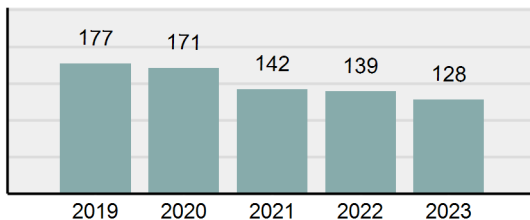
Offense Overview

- Offense total 128
- % change from 2022 **-7.91%**
- # of cleared offenses 64
- Percent cleared 50%
- Group "A" crime rate per 100,000 population 2,435.78
- Summary-based reporting crime rate per 100,000 populated is calculated for other state crime comparisons only 742.15

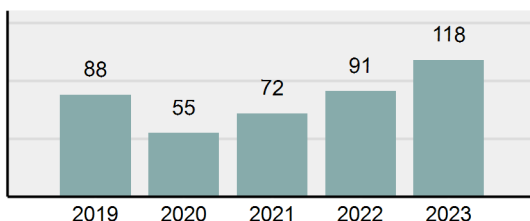
Arrest Overview

- Arrest total 118
- % change from 2022 **29.67%**
- Adult arrest total 108
- Juvenile arrest total 10
- Arrest rate per 100,000 population 2,245.48

Total Offenses - 5 year trend



Total Arrests - 5 year trend



Group "A" Offenses	Offenses		Arrests	
	# Reported	# Cleared	Adult	Juvenile
Murder	0	0	0	0
Negligent Manslaughter	0	0	0	0
Rape	1	0	0	0
Sodomy	0	0	0	0
Sexual Assault w/Obj	0	0	0	0
Fondling	1	0	0	0
Aggravated Assault	3	1	1	0
Simple Assault	16	8	4	1
Intimidation	2	1	0	0
Kidnapping	0	0	0	0
Incest	0	0	0	0
Statutory Rape	0	0	0	0
Human Trafficking, Commercial Sex Acts	0	0	0	0
Human Trafficking, Involuntary Servitude	0	0	0	0
Robbery	0	0	0	0
Burglary/Breaking and Entering	7	2	1	1
Larceny/Theft Offenses	20	4	2	1
Motor Vehicle Theft	8	1	0	1
Arson	0	0	0	0
Destruction Of Property	20	5	4	0
Counterfeiting/Forgery	3	0	0	0
Fraud Offenses	4	0	0	0
Embezzlement	0	0	0	0
Extortion/Blackmail	0	0	0	0
Bribery	0	0	0	0
Stolen Property Offenses	0	0	0	0
Drug/Narcotic Violations	31	30	26	3
Drug Equipment Violations	11	11	4	0
Gambling Offenses	0	0	0	0
Pornography/Obscene Material	0	0	0	0
Prostitution Offenses	0	0	0	0
Weapons Law Violations	1	1	0	1
Animal Cruelty	0	0	0	0
Total Group "A"	128	64	42	8

Group "B" Arrests	Arrests	
	Adult	Juvenile
Curfew/Loitering/Vagrancy Violations	0	0
Disorderly Conduct	3	0
DUI	32	0
Family Offenses, Nonviolent	0	0
Liquor Law Violations	1	0
Trespass of Real Property	0	0
All Other Offenses	30	2
Total Group "B"	66	2

Agency 2023 Crime Report

BINGHAM County Sheriff's Office

Population: 32,181

County: Bingham

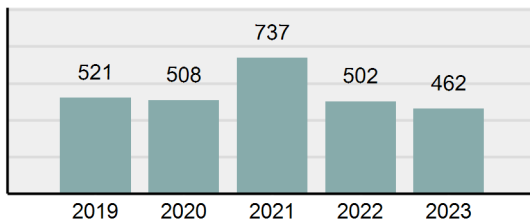
Offense Overview

- Offense total 462
- % change from 2022 **-7.97%**
- # of cleared offenses 326
- Percent cleared 70.56%
- Group "A" crime rate per 100,000 population 1,435.63
- Summary-based reporting crime rate per 100,000 populated is calculated for other state crime comparisons only 497.19

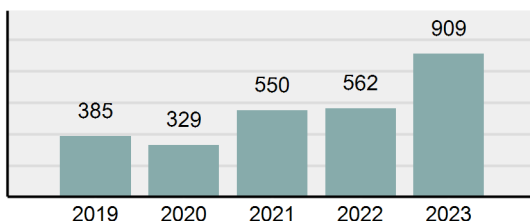
Arrest Overview

- Arrest total 909
- % change from 2022 **61.74%**
- Adult arrest total 866
- Juvenile arrest total 43
- Arrest rate per 100,000 population 2,824.65

Total Offenses - 5 year trend



Total Arrests - 5 year trend



Group "A" Offenses	Offenses		Arrests	
	# Reported	# Cleared	Adult	Juvenile
Murder	0	0	0	0
Negligent Manslaughter	0	0	0	0
Rape	2	0	0	0
Sodomy	0	0	0	0
Sexual Assault w/Obj	0	0	0	0
Fondling	2	1	0	1
Aggravated Assault	51	40	19	4
Simple Assault	63	46	31	2
Intimidation	8	6	2	1
Kidnapping	4	3	2	0
Incest	0	0	0	0
Statutory Rape	0	0	0	0
Human Trafficking, Commercial Sex Acts	0	0	0	0
Human Trafficking, Involuntary Servitude	0	0	0	0
Robbery	1	1	1	0
Burglary/Breaking and Entering	30	11	11	3
Larceny/Theft Offenses	54	12	9	1
Motor Vehicle Theft	22	16	0	3
Arson	0	0	0	0
Destruction Of Property	37	23	16	3
Counterfeiting/Forgery	7	5	5	0
Fraud Offenses	7	4	0	2
Embezzlement	0	0	0	0
Extortion/Blackmail	0	0	0	0
Bribery	0	0	0	0
Stolen Property Offenses	0	0	0	0
Drug/Narcotic Violations	96	88	83	8
Drug Equipment Violations	67	61	12	0
Gambling Offenses	0	0	0	0
Pornography/Obscene Material	1	1	1	0
Prostitution Offenses	0	0	0	0
Weapons Law Violations	10	8	4	1
Animal Cruelty	0	0	0	0
Total Group "A"	462	326	196	29

Group "B" Arrests	Arrests	
	Adult	Juvenile
Curfew/Loitering/Vagrancy Violations	0	0
Disorderly Conduct	2	0
DUI	108	1
Family Offenses, Nonviolent	2	0
Liquor Law Violations	11	0
Trespass of Real Property	11	0
All Other Offenses	536	13
Total Group "B"	670	14

Agency 2023 Crime Report

Bingham County Total

Population: 50,316

County: Bingham

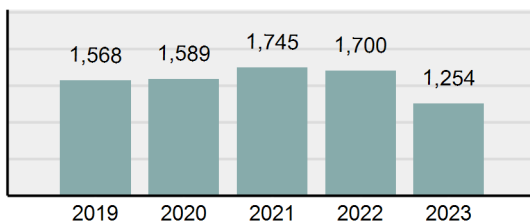
Offense Overview

- Offense total 1,254
- % change from 2022 **-26.24%**
- # of cleared offenses 903
- Percent cleared 72.01%
- Group "A" crime rate per 100,000 population 2,492.25
- Summary-based reporting crime rate per 100,000 populated is calculated for other state crime comparisons only 763.18

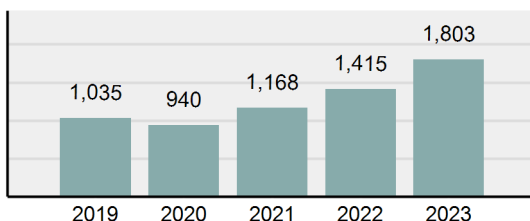
Arrest Overview

- Arrest total 1,803
- % change from 2022 **27.42%**
- Adult arrest total 1,620
- Juvenile arrest total 183
- Arrest rate per 100,000 population 3,583.35

Total Offenses - 5 year trend



Total Arrests - 5 year trend



Group "A" Offenses	Offenses		Arrests	
	# Reported	# Cleared	Adult	Juvenile
Murder	0	0	0	0
Negligent Manslaughter	0	0	0	0
Rape	10	2	0	1
Sodomy	0	0	0	0
Sexual Assault w/Obj	0	0	0	0
Fondling	7	3	1	1
Aggravated Assault	94	77	42	7
Simple Assault	172	118	57	29
Intimidation	17	11	5	4
Kidnapping	7	6	5	0
Incest	0	0	0	0
Statutory Rape	0	0	0	0
Human Trafficking, Commercial Sex Acts	0	0	0	0
Human Trafficking, Involuntary Servitude	0	0	0	0
Robbery	2	2	2	0
Burglary/Breaking and Entering	88	36	32	15
Larceny/Theft Offenses	145	60	39	15
Motor Vehicle Theft	42	25	2	5
Arson	3	1	0	1
Destruction Of Property	92	47	34	6
Counterfeiting/Forgery	18	12	8	0
Fraud Offenses	13	5	1	2
Embezzlement	0	0	0	0
Extortion/Blackmail	0	0	0	0
Bribery	0	0	0	0
Stolen Property Offenses	0	0	0	0
Drug/Narcotic Violations	294	270	258	23
Drug Equipment Violations	226	209	44	4
Gambling Offenses	0	0	0	0
Pornography/Obscene Material	1	1	1	0
Prostitution Offenses	0	0	0	0
Weapons Law Violations	23	18	8	8
Animal Cruelty	0	0	0	0
Total Group "A"	1,254	903	539	121

Group "B" Arrests	Arrests	
	Adult	Juvenile
Curfew/Loitering/Vagrancy Violations	0	0
Disorderly Conduct	27	15
DUI	237	3
Family Offenses, Nonviolent	3	0
Liquor Law Violations	21	0
Trespass of Real Property	13	0
All Other Offenses	780	44
Total Group "B"	1,081	62